

COUNTY OF BERGEN

**Financial Statements
with Additional Financial Information**

December 31, 2014

(With Independent Auditor's Report Thereon)

COUNTY OF BERGEN, N.J.

TABLE OF CONTENTS

PART I

<u>Exhibit</u>	<u>Page</u>
Independent Auditor's Report	1-4
<u>CURRENT FUND</u>	
A Comparative Balance Sheet - Regulatory Basis	5-6
A-1 Comparative Statement of Operations and Changes in Fund Balance - Regulatory Basis	7
A-2 Statement of Revenues - Regulatory Basis	8-12
A-3 Statement of Expenditures - Regulatory Basis	13-23
<u>TRUST FUNDS</u>	
B Comparative Balance Sheet - Regulatory Basis	24-25
<u>GENERAL CAPITAL FUND</u>	
C Comparative Balance Sheet - Regulatory Basis	26
C-1 Statement of Changes in Fund Balance- Regulatory Basis	27
<u>GENERAL FIXED ASSETS</u>	
D Comparative Balance Sheet - Regulatory Basis	28
Notes to Financial Statements	29-65
Supplementary Data	66-68
<u>SUPPLEMENTARY SCHEDULES</u>	
<u>CURRENT FUND</u>	
A-4 Schedule of Cash and and Cash Equivalents- Treasurer	69
A-5 Schedule of Imprest and Change Funds	70
A-6 Schedule of Due from State- Special Election	71
A-7 Schedule of Added and Omitted Taxes	71
A-8 Schedule of Miscellaneous Receivables	72
A-9 Schedule of Bergen Pines Accounts Receivables	72
A-10 Schedule of Interfunds	73
A-11 Schedule of Revenue Accounts Receivable	74-75
A-12 Schedule of 2014 Tax Levy- Realized Revenue	76
A-13 Schedule of 2013 Appropriation Reserves	77-84
A-14 Schedule of Contracts Payable	85

COUNTY OF BERGEN, N.J.

TABLE OF CONTENTS
(continued)

<u>Exhibit</u>		<u>Page</u>
	<u>CURRENT FUND, (continued)</u>	
A-15	Schedule of Encumbrances Payable	86
A-16	Schedule of Accounts Payable	86
A-17	Schedule of Other Reserves	87
A-18	Schedule of Reserve for State and Federal Grants- Unappropriated	88
A-19	Schedule of Deferred Revenue	89
A-20	Schedule of Due from/(to) Current Fund- Federal and State Grant Fund	90
A-21	Schedule of Federal and State Grant Receivable- Federal and State Grant Fund	91-94
A-22	Schedule of Encumbrances/ Contracts Payable- Federal and State Grant Fund	95
A-23	Schedule of Reserve for Federal and State Grants- Federal and State Grant Fund	96-99
	<u>TRUST FUND</u>	
B-1	Schedule of Cash Receipts and Disbursements	100
B-2	Schedule of Interfunds Receivable/ (Payable)- Trust Fund	101
B-3	Schedule of Open Space Taxes Receivable- Regular Trust Fund	102
B-4	Schedule of Due from Community Development Trust Fund	103
B-5	Schedule of Due from U.S. Department of Housing and Urban Development- Letters of Credit- Community Development Trust Fund	104
B-6	Schedule of Accounts Receivable Recovery Fees- Court Order- Community Development Trust Fund	105
B-7	Schedule of Reserve for Dedicated Revenue- Motor Vehicle Fines And Road openings- Regular Trust Fund	106
B-8	Schedule of Reserve for Dedicated Revenue- Weights and Measures	107
B-9	Schedule of Miscellaneous Trust Accounts- Regular Trust Fund	108-111
B-10	Schedule of Reserve for Encumbrances Payable	112
B-11	Schedule of Reserve for Contracts Payable	113
B-12	Schedule of Road Permit Deposits- Regular Trust Fund	114
B-13	Schedule of Open Space Trust Fund- Regular Trust Fund	115
B-14	Schedule of Prosecutor's Trust Fund- Regular Trust Fund	116
B-15	Schedule of Reserve for Self- Insurance Trust Fund- Self-Insurance Trust Fund	117
B-16	Schedule of Due from Current Fund- Self- Insurance Trust Fund	118
B-17	Schedule of Reserve for Expenditures- Community Development Trust Fund	119

COUNTY OF BERGEN, N.J.

TABLE OF CONTENTS
(continued)

<u>Exhibit</u>		<u>Page</u>
<u>TRUST FUND</u>		
B-18	Schedule of HOME Improvement Mortgages- Principal- Community Development Trust Fund	120
B-19	Schedule of Home Improvement Mortgages- Interest- Community Development Trust Fund	120
B-20	Schedule of Due to Other Trust Fund- Community Development Trust Fund	121
B-21	Schedule of Program Income- Community Development Trust Fund	122
B-22	Schedule of Reserve for Small Business Loans- Income Community Development Trust Fund	122
B-23	Schedule of Reserve for Small Business Loans- Principal- Community Development Trust Funds	123
B-24	Schedule of Reserve for Small Business Loans- Interest- Community Development Trust Fund	123
B-25	Schedule of HOME Improvement Mortgage Interest on Investment - Community Trust Fund	124
B-26	Schedule of First Time Home Buyer Down Payment Act Community Development Trust Fund	124
B-27	Schedule of First Time Homebuyer Mortgages - Community Development Trust Fund	125
B-28	Schedule of Overexpenditure of Reserve- Self Insurance Trust Fund	125
<u>GENERAL CAPITAL FUND</u>		
C-2	Schedule of Cash and Cash Equivalents- Treasurer	126
C-3	Analysis of Cash and Cash Equivalents	127-131
C-4	Schedule of Environmental Infrastructure Trust Loan Receivable	132
C-5	Schedule of NJ DOT Receivable	132
C-6	Schedule of FEMA Hazard Grant Program Receivable	133
C-7	Schedule of School District Receivable	133
C-8	Schedule of Deferred Charges to Future Taxation-Funded	134
C-9	Schedule of Deferred Charges to Future Taxation- Unfunded	135-139
C-10	Schedule of General Serial Bonds Payable	140-152
C-11	Schedule of Environmental Infrastructure Trust Loan Payable	153
C-12	Schedule of Green Trust Loan Payable	154
C-13	Schedule of Bond Anticipation Notes Payable	155-158

COUNTY OF BERGEN, N.J.

TABLE OF CONTENTS
(continued)

<u>Exhibit</u>	<u>Page</u>
C-14 Schedule of Capital Improvement Fund	159
C-15 Schedule of Improvement Authorization	159-165
C-16 Schedule of Reserve for Encumbrances Payable	166
C-17 Schedule of Interfunds Payable	167
C-18 Schedule of Reserve for Interest for Arbitrage Rebate	168
C-19 Schedule of Reserve for Interest	168
C-20 Schedule of Reserve for Preliminary Costs	169
C-21 Schedule of Reserve for PVHS Tennis Court Construction	169
C-22 Schedule of Reserve for Payment of Notes	170
C-23 Schedule of Bonds and Notes Authorized But Not Issued	171-179

PART II

Independent Auditor's Report on Internal Control Over Financial Reporting and on Compliance and Other Matters Based on an Audit of Financial Statements Performed in Accordance with Government Auditing Standards	180-181
Independent Auditor's Report on Compliance for Each Major Federal and State Program and Report on Internal Control Over Compliance as Required by Circular A-133 and N.J. OMB Circular 04-04	182-185
Schedule of Expenditures of Federal Awards	186-194
Schedule of Expenditures of State Financial Assistance	195-201
Notes to the Schedules of Expenditures of Federal and State Awards	202
Schedule of Findings and Questioned Costs	203-212
General Comments and Recommendations	213-216
Other Comments and Recommendations	217-220
Status of Prior Years' Audit Findings/Recommendations	221

Ferraioli, Wielkocz, Cerullo & Cuva, P.A.

Charles J. Ferraioli, Jr., MBA, CPA, RMA
Steven D. Wielkocz, CPA, RMA
James J. Cerullo, CPA, RMA
Paul J. Cuva, CPA, RMA
Thomas M. Ferry, CPA, RMA

Certified Public Accountants
401 Wanaque Avenue
Pompton Lakes, New Jersey 07442
973-835-7900
Fax 973-835-6631

Newton Office
100B Main Street
Newton, N.J. 07860
973-579-3212
Fax 973-579-7128

INDEPENDENT AUDITOR'S REPORT

The Honorable Board of Chosen Freeholders
County of Bergen, New Jersey

Report on the Financial Statements

We have audited the accompanying balance sheets – regulatory basis of the various funds and account group of the County of Bergen in the State New Jersey as of December 31, 2014, the related statement of operations and changes in fund balance – regulatory basis for the year then ended, and the related statement of revenues – regulatory basis and statement of expenditures – regulatory basis of the various funds for the year ended December 31, 2014, and the related notes to the financial statements, which collectively comprise the County's basic financial statements as listed in the table of contents. The financial statements for the year ended December 31, 2013 were audited by other auditors whose report dated September 23, 2014 expressed an adverse opinion on U.S. Generally Accepted Accounting Principles because of the significance of the requirement that the County of Bergen prepare and present its financial statements on the regulatory basis of accounting.

Management's Responsibility for the Financial Statements

Management is responsible for the preparation and fair presentation of these financial statements in conformity with the accounting practices prescribed by the Division of Local Government Services, Department of Community Affairs, State of New Jersey. Management is also responsible for the design, implementation, and maintenance of internal control relevant to the preparation and fair presentation of financial statements that are free from material misstatements, whether due to fraud or error.

Auditor's Responsibility

Our responsibility is to express an opinion on these financial statements based on our audit. We conducted our audit in accordance with auditing standards generally accepted in the United States of America, the audit requirements prescribed by the Division of Local Government Services, Department of Community Affairs, State of New Jersey (the "Division"), and the standards applicable to financial audits contained in *Government Auditing Standards*, issued by the Comptroller General of the United States. Those standards require that we plan and perform the audit to obtain reasonable assurance about whether the financial statements are free of material misstatement.



An audit involves performing procedures to obtain audit evidence about the amounts and disclosures in the financial statements. The procedures selected depend on the auditor's judgment, including the assessment of the risks of material misstatement of the financial statements, whether due to fraud or error. In making those risk assessments, the auditor considers internal control relevant to the entity's preparation and fair presentation of the financial statements in order to design audit procedures that are appropriate in the circumstances, but not for the purpose of expressing an opinion on the effectiveness of the entity's internal control. Accordingly, we express no such opinion. An audit also includes evaluating the appropriateness of accounting policies used and the reasonableness of significant accounting estimates made by management, as well as evaluating the overall presentation of the financial statements.

We believe that the audit evidence we have obtained is sufficient and appropriate to provide a basis for our audit opinions.

Basis for Adverse Opinion on U.S. Generally Accepted Accounting Principles

As described in Note 1 of the financial statements, the financial statements are prepared by the County of Bergen on the basis of the financial reporting provisions prescribed by the Division of Local Government Services, Department of Community Affairs, State of New Jersey, which is a basis of accounting other than accounting principles generally accepted in the United States of America, to meet the requirements of New Jersey.

The effects on the financial statements of the variances between the regulatory basis of accounting described in Note 1 and accounting principles generally accepted in the United States of America, although not reasonably determinable, are presumed to be material.

Adverse Opinion on U.S. Generally Accepted Accounting Principles

In our opinion, because of the significance of the matter discussed in the "Basis for Adverse Opinion on U.S. Generally Accepted Accounting Principles" paragraph, the financial statements referred to above do not present fairly, in accordance with accounting principles generally accepted in the United States of America, the financial position of each fund of the County of Bergen as of December 31, 2014, or changes in financial position for the year then ended.

Opinion on Regulatory Basis of Accounting

In our opinion, the financial statements referred to above, present fairly, in all material respects, the regulatory basis balance sheets and account group as of December 31, 2014, the regulatory basis statements of operations for the years then ended and the regulatory basis statements of revenues and expenditures for the year ended December 31, 2014 in accordance with the basis of financial reporting prescribed by the Division of Local Government Services, Department of Community Affairs, State of New Jersey as described in Note 1.

Other Matters

Other Information

Our audit was conducted for the purpose of forming opinions on the financial statements that collectively comprise the County of Bergen's basic financial statements. The supplementary information listed in the table of contents and schedule of expenditures of federal awards, as required by Office of Management and Budget Circular A-133, *Audits of States, Local Governments, and Non-Profit Organizations* and the schedule of expenditures of state financial assistance as required by NJ OMB 04-04 and the letter of comments and recommendations section are presented for purposes of additional analysis and are not a required part of the basic financial statements.

The supplementary information listed in the table of contents and the schedule of expenditures of federal awards, as required by Office of Management and Budget Circular A-133, *Audits of States, local Governments, and Non-Profit Organizations*, the schedule of expenditures of state financial assistance as required by NJ OMB 04-04 are the responsibility of management and were derived from and relates directly to the underlying accounting and other records used to prepare the basic financial statements. Such information has been subjected to the auditing procedures applied in the audit of the basic financial statements and certain additional procedures, including comparing and reconciling such information directly to the underlying accounting and other records used to prepare the basic financial statements or to the basic financial statements themselves, and other additional procedures in accordance with auditing standards generally accepted in the United States of America. In our opinion, the supplemental information listed in the table of contents, schedule of expenditures of federal awards, as required by Office of Management and Budget Circular A-133, *Audits of States, Local Governments, and Non-Profit Organizations*, and the schedule of expenditures of state financial assistance as required by NJ OMB 04-04 are fairly stated, in all material respects, in relation to the basic financial statements as a whole.

The letter of comments and recommendations section has not been subject to the auditing procedures applied in the audit of the basic financial statements, and accordingly, we do not express an opinion or provide any assurance on it.

Other Reporting Required by Government Auditing Standards

In accordance with *Government Auditing Standards*, we have also issued our report dated May 12, 2015 on our consideration of the County of Bergen's internal control over financial reporting and on our tests of its compliance with certain provisions of laws, regulations, contracts, and grant agreements and other matters. The purpose of that report is to describe the scope of our testing of internal control over financial reporting

The Honorable Board of Chosen Freeholders
County of Bergen
Page 4.

and compliance and the results of that testing, and not to provide an opinion on internal control over financial reporting or on compliance. That report is an integral part of an audit performed in accordance with *Government Auditing Standards* in considering the County of Bergen's internal control over financial reporting and compliance.



Steven D. Wielkocz, C.P.A.
Registered Municipal Accountant
No. CR00413



FERRAIOLI, WIELKOTZ, CERULLO & CUVA, P.A.
Certified Public Accountants
Pompton Lakes, New Jersey

May 12, 2015

COUNTY OF BERGEN

COMPARATIVE BALANCE SHEET - REGULATORY BASIS

CURRENT FUND

AS OF DECEMBER 31, 2014 and 2013

<u>ASSETS</u>	<u>Ref.</u>	<u>2014</u>	<u>2013</u>
Cash and Cash Equivalents	A-4	\$ 56,751,556	\$ 71,172,229
Imprest and Change Funds	A-5	2,570	2,470
Due from State - Special Election	A-6	<u> </u>	<u>2,435,465</u>
		<u>56,754,126</u>	<u>73,610,164</u>
Receivables with Full Reserves:			
Added and Omitted Taxes	A-7		381,938
Miscellaneous Receivables	A-8	35,815	26,704
Bergen Pines Accounts Receivable	A-9	27,134,944	27,135,126
Interfunds	A-10	<u>3,569,107</u>	<u> </u>
		<u>30,739,866</u>	<u>27,543,768</u>
Total Current Fund Assets		<u>87,493,992</u>	<u>101,153,932</u>
Federal and State Grants Receivable	A-21	<u>15,487,903</u>	<u>20,750,871</u>
Total Federal and State Grant Fund Assets		<u>15,487,903</u>	<u>21,024,244</u>
Total Assets		<u>\$ 102,981,895</u>	<u>\$ 122,178,176</u>

COUNTY OF BERGEN
 COMPARATIVE BALANCE SHEET - REGULATORY BASIS
 CURRENT FUND
 AS OF DECEMBER 31, 2014 and 2013

<u>LIABILITIES, RESERVES AND FUND BALANCE</u>	<u>2014</u>	<u>2013</u>
Liabilities:		
Appropriation Reserves	A-3, A-13 \$ 10,853,311	\$ 16,105,224
Contracts Payable	A-14 3,481,100	11,019,374
Encumbrances Payable	A-15 6,192,041	8,622,552
Accounts Payable	A-16 37,930	
Other Reserves	A-17 3,108,698	2,319,110
Reserve for Grants - Unappropriated	A-18 183,953	175,370
Deferred Revenue	A-19 236,373	269,952
Due to Federal and State Grant Fund	A-10	373,373
Total Liabilities	24,093,406	38,884,955
Reserve for Receivables	Contra 30,739,866	27,543,768
Fund Balance	A-1 32,660,720	34,825,209
Total Current Fund Liabilities, Reserves and Fund Balance	87,493,992	101,253,932
Federal and State Grant Fund:		
Due to Current Fund	A-20 1,942,262	
Encumbrances Payable	A-22 3,043,724	4,756,007
Reserve for Federal and State Grants	A-23 10,501,917	16,268,237
Total Federal and State Grant Fund Liabilities and Reserves	15,487,903	21,024,244
Total Liabilities, Reserves and Fund Balance	\$ 102,981,895	\$ 122,278,176

See accompanying notes to the financial statements.

COUNTY OF BERGEN

COMPARATIVE STATEMENT OF OPERATIONS AND CHANGES IN FUND BALANCE -
REGULATORY BASIS

CURRENT FUND

FOR THE YEARS ENDED DECEMBER 31, 2014 and 2013

	2014	2013
Revenue and Other Income Realized:		
Fund Balance Utilized	\$ 17,900,000	\$ 18,000,000
Miscellaneous Revenues Anticipated	131,242,678	137,641,115
Receipts from Current Taxes	370,968,807	371,021,714
Miscellaneous Revenues not Anticipated	10,376,549	10,657,960
Other Credits to Income:		
Unexpended Balance of Appropriation Reserves	5,413,443	1,369,095
Other Credits		3,865
Interfund Returned		571,397
Cancellation of Appropriations		4,916,407
Contracts Payable Canceled	2,187,311	1,065,716
	<u>538,088,788</u>	<u>545,247,269</u>
Expenditures:		
Budget Appropriations - Original Budget	506,016,866	498,398,757
Added by N.J.S.A. 40A:4-88	14,366,411	24,071,703
Other Charges to Income:		
Miscellaneous Receivables	4,089	4,283
Interfunds Advanced	1,965,911	4,730
	<u>522,353,277</u>	<u>522,479,473</u>
Excess in Operations	15,735,511	22,767,796
Fund Balance, January 1	34,825,209	30,057,413
	<u>50,560,720</u>	<u>52,825,209</u>
Utilized as Anticipated Revenue	17,900,000	18,000,000
Fund Balance, December 31	\$ <u><u>32,660,720</u></u>	\$ <u><u>34,825,209</u></u>

See accompanying notes to the financial statements.

COUNTY OF BERGEN
STATEMENT OF REVENUES - REGULATORY BASIS
CURRENT FUND
FOR THE YEAR ENDED DECEMBER 31, 2014

	Budget	Realized	Excess or (Deficit)
Surplus Anticipated	17,900,000	17,900,000	
Miscellaneous Revenues:			
<i>Local Revenues:</i>			
Register of Deeds	3,572,000	2,043,386	(1,528,614)
Surrogate	538,000	540,247	2,247
Sheriff	2,159,000	2,131,698	(27,302)
Interest on Investments and Deposits	403,556	565,095	161,539
Park Fees and Revenue	8,621,000	8,525,351	(95,649)
Realty Transfer Fees	6,275,000	6,514,598	239,598
State of NJ - Court Lease	119,174	119,174	
Election Ballot Printing	1,019,000	1,006,800	(12,200)
Reimbursement from State of NJ for State			
Prisoners held in County Jails	20,000	30,895	10,895
Bergen Regional Medical Center	240,000	240,000	
Police and Fire Academy Fees	218,000	273,536	55,536
Reimbursement for In-Kind Grants	1,890,000	1,859,324	(30,676)
Animal Shelter Contracts	672,000	547,175	(124,825)
Animal Center - Other Fees	120,000	129,669	9,669
Shared Services Health Agreements	1,330,000	1,259,390	(70,610)
Bergen County Health Care Center	8,480,000	8,713,472	233,472
Shared Services Health Agreements - Kearney	60,000	60,000	
Shared Services Health Agreements - 40 Passaic Street	353,000	583,329	230,329
Interlocal - Prosecutor's Office MOU	36,075	36,075	
Interlocal - Interboro Regional Communication Network	290,000	290,000	
	<u>36,415,805</u>	<u>35,469,214</u>	<u>(946,591)</u>
<i>State Aid:</i>			
County College Bonds - (N.J.S.A. 18A:64A-22.6)	2,094,637	2,162,215	67,578
<i>State Assumptions of Costs:</i>			
Social and Welfare Services (c.66, P.L. 1990):			
Division of Youth and Family Services	2,989,641	2,989,642	1
Supplemental Social Security Income	1,500,151	1,534,154	34,003
Psychiatric Facilities (c.73, P.L. 1990):			
Maintenance of Patients in State Institutions for:			
Mental Diseases	6,727,136	6,672,455	(54,681)
Mentally Retarded	29,047,170	29,047,170	
Board of County Patients in State and Other Institutions			
Current Year		19,748	19,748
Prior Years	757	180	(577)
DDD Assessment Program	218,720	544,327	325,607
	<u>40,483,575</u>	<u>40,807,676</u>	<u>324,101</u>

COUNTY OF BERGEN
STATEMENT OF REVENUES - REGULATORY BASIS
CURRENT FUND
FOR THE YEAR ENDED DECEMBER 31, 2014

	Budget	Realized	Excess or (Deficit)
<i>Public and Private Programs:</i>			
Area Plan Grant	6,543,401	6,543,401	
Vision/Detention Alternatives	168,083	168,083	
IOLTA Fund Grant	18,100	18,100	
Sexual Assault Nurse Examiner (SART/SANE)	68,555	68,555	
Victims of Crime Act Program Grant (VOCA)	169,353	169,353	
Urban Areas Security Initiative (UASI)	139,076	139,076	
Human Services Advisory Council (HSAC)	66,073	66,073	
County Comprehensive Alcohol and Drug Program	1,067,076	1,067,076	
Comprehensive Community Project	75,000	75,000	
Subregional Transportation Planning	177,917	177,917	
Municipal Alliance on Alcoholism & Drug Abuse	402,613	402,613	
Homeless/Sandy Homeowner and Renter Assis. Program	394,318	394,318	
US Marshall Regional Fugitive Task Force	16,000	16,000	
Senior Citizen & Disabled Residents Transportation Program	1,519,000	1,519,000	
State Health Insurance Program (SHIP)	24,000	24,000	
Bergen County HIV/CTS Program	106,863	106,863	
Clean Communities Program	119,061	119,061	
Spring House for Women	61,185	61,185	
Veterans Transportation Grant	4,000	4,000	
Veterans Transportation Grant	26,000	26,000	
Respite Care Program	593,480	593,480	
Personal Assistance Service (PASP)	93,054	93,054	
Medicaid Peer Grouping	1,900,034	1,900,034	
Work First NJ Administration	114,461	114,461	
Cancer Education & Early Detection Program (CEED)	825,000	825,000	
Hazard Mitigation Grant Program	187,500	187,500	
Triboro Shuttle Service	150,000	150,000	
Early Intervention Program	1,268,930	1,268,930	
Case Management Program	89,951	89,951	
Unified Child Care	715,199	715,199	
Megan's Law Grant	11,577	11,577	
Personal Assistance Service (PASP) Hudson County	24,163	24,163	
Victims Assistance Grant (VAG)	55,000	55,000	
Aggressive Driving Enforcement	25,000	25,000	
NJ's Comprehensive Cancer Control Plan	130,800	130,800	
County Environmental Health Act Grant (CEHA)	189,000	189,000	
Juvenile Justice Innovations Program	60,000	60,000	
Sheriff IV-D Reimbursement	561,041	561,041	
Bergen County Right to Know Program	25,000	25,000	
Bergen County Right to Know Program	21,869	21,869	
Recreational Opportunities for Ind. with Disabilities Grant	35,000	35,000	
Senior Farmers Market Grant	3,500	3,500	
State Criminal Alien Assistance Grant	442,519	442,519	
Venture Program	647,450	647,450	
HUD-Veteran's Supportive Housing	88,415	88,415	
Work First New Jersey Administration DOL	40,000	40,000	
Sandy Social Services Block Grant (SSBG)	121,024	121,024	
Special Child Health Case Management 2015	136,217	136,217	

COUNTY OF BERGEN
STATEMENT OF REVENUES - REGULATORY BASIS
CURRENT FUND
FOR THE YEAR ENDED DECEMBER 31, 2014

	Budget	Realized	Excess or (Deficit)
Mental Health Law Project	246,898	246,898	
Gang, Gun & Narcotics Task Force	68,052	68,052	
Bioterrorism Preparedness Program - LINC'S Agencies Grant	121,024	121,024	
Stop Violence Against Women Grant (VAWA)	31,145	31,145	
Juvenile Accountability Incentive Grant	20,742	20,742	
State/Community Partnership Program	817,485	817,485	
Children's Interagency Coordination Council	36,874	36,874	
HUD - Homeless Management Information System	82,893	82,893	
Domestic Violence Intervention Services	427,857	427,857	
Prosecutor Body Armor Replacement	14,771	14,771	
County Police Body Armor Replacement	10,661	10,661	
Local Arts Program	91,299	91,299	
Chronic Disease Self Management Program	25,000	25,000	
County Environmental Health Acte Grant (CEHA)	75,505	75,505	
Subregional Support & Intern Grant	15,000	15,000	
CD-Homeless Management Information	20,000	20,000	
State Homeland Security Grant Program	384,664	384,664	
TB Control in Bergen County	272,472	272,472	
Sheriff Body Armor Replacement	49,591	49,591	
Drug Recognition Expert Grant	25,000	25,000	
Basic Center Program Grant	163,811	163,811	
Youth Complex Education Program	125,000	125,000	
Sandy Homeowner and Renter Assistance Program	4,600,000	4,600,000	
Bergen County College Shuttle (CMAQ2)	211,612	211,612	
Community Health Disparity Prevention	36,000	36,000	
Drunk Driving Enforcement Fund	18,156	18,156	
Medicare Special Benefits Outreach & Enrollment Assistance	40,000	40,000	
Emergency Management Agency Assistance (EMAA)	120,000	120,000	
Sandy SSBG Medically Fragile Children 2015	79,799	79,799	
Homeless Program	831,026	831,026	
Kessler Foundation	10,000	10,000	
Bioterrorism Preparedness Program - LINC'S Agencies Grant	315,630	315,630	
Drug Recognition Expert Grant	25,000	25,000	
FFY 14 Urban Areas Security Initiative	530,288	530,288	
FFY 14 State Homeland Security Grant Program	461,500	461,500	
	<u>30,125,613</u>	<u>30,125,613</u>	
<i>Other Special Items:</i>			
Added and Omitted Taxes	863,084	921,832	58,748
Capital Surplus	2,350,000	2,350,000	
Justice Center Parking	471,000	197,500	(273,500)
Motor Vehicle Surplus - Trust Fund	2,800,000	2,800,000	
Bergen County Improvement Authority	1,723,640	1,723,640	
Shared Services Pension Agreement	372,893	372,893	
INS Inmates	6,566,000	6,603,080	37,080
Public Health Priority Funding	2,773,000	2,737,997	(35,003)
Shared Services - 911 Agreements	60,000	60,000	
Register of Deeds - P.L. 2001 C370	3,296,000	2,134,063	(1,161,937)
Surrogate - P.L. 2001 C370	554,000	598,866	44,866

COUNTY OF BERGEN
STATEMENT OF REVENUES - REGULATORY BASIS
CURRENT FUND
FOR THE YEAR ENDED DECEMBER 31, 2014

	Budget	Realized	Excess or (Deficit)
Sheriff - P.L. 2001 C370	187,500	192,500	5,000
Shared Services Police Services	286,000	297,044	11,044
Medicare Part D Reimbursement	894,000	796,547	(97,453)
Interlocal - 911 Agreement- Ridgefield	200,000	200,000	
Housing Authority Lease	186,000	186,000	
Interlocal - 911 Agreement - Lodi	225,000	251,000	26,000
Interlocal - 911 Agreement - Leonia	154,998	154,998	
Shared Services Police - Teterboro	100,000	100,000	
	<u>24,063,115</u>	<u>22,677,960</u>	<u>(1,411,155)</u>
Total Miscellaneous Revenues Anticipated	<u>133,182,745</u>	<u>131,242,678</u>	<u>(1,966,067)</u>
Subtotal General Revenues	151,082,745	149,142,678	(1,966,067)
Amount to be Raised by Taxation	<u>370,968,807</u>	<u>370,968,807</u>	
Budget Totals	<u>\$ 522,051,552</u>	<u>520,111,485</u>	<u>(1,966,067)</u>
Miscellaneous Revenues not Anticipated (Nonbudget)		<u>10,376,549</u>	
		<u>\$ 530,488,034</u>	

See accompanying notes to the financial statements.

COUNTY OF BERGEN
STATEMENT OF REVENUES - REGULATORY BASIS
CURRENT FUND
FOR THE YEAR ENDED DECEMBER 31, 2014

Miscellaneous Revenue Not Anticipated:	
Medical Examiner - Autopsy Protocol	550
Drain Connection - Site Plan	4,000
Police - Sale of Photographs	90
Prosecutor's Miscellaneous	82,551
Sale of Plans & Specifications	411
Cafeteria - Concession	40,836
Insurance Claims	189,388
Bail Bond Forfeitures	400,337
Employee ID/Parking Tag	285
Various Rental Income	8,161
Heavy Hauling	6,970
Sale of Computer Time - Data Processing	1,358
Sheriff Work Release Program	48,880
JINS Shelter Revenue	120,716
Phone Reimbursement	3,817
State Aid -Office on Aging	58,000
Housing Authority - Computer Service	2,000
Reimbursement - Indirect Costs	501,748
Filing Fees - Construction Board	3,215
Vending Machine Commissions	16,618
Prior Year Credit	1,412,319
Miscellaneous	1,442
Recycling Revenue	1,724
Sheriff's Miscellaneous Revenue	87,610
Police Department	111,837
DPW - Motor Fuel Income	125,028
NJ-Insurance Franchise Tax	43,554
Sale of County Assets	37,060
Cash Contributions-In Lieu of Construction	665,157
ADV - Client Fees	6,646
Division of Consumer Affairs	49,313
Employee Jury Duty Reimbursement	60
Lawsuit Settlements	1,850,842
Scrap Metal	6,178
Photocopies, Prints, Maps	450
Performance Bonds - Inspection Fees	132,248
Vocational School Interest	900,000
Miscellaneous Police Services	384,482
Joint Fund - US Geological Survey	17,550
Subdivision Fees	142,530
General Services Reimbursements	10,142
County Clerk - Court Division	577,157
General Court Fees	18,268
Judicial - Mail Room Services	148
Central Municipal Court	1,286,907
FEMA Reimbursements	933,406
Open Public Records Fees	990
9-1-1 Dispatch Service	80,519
Housing Authority - Repair Reimb	3,051
	\$ 10,376,549

COUNTY OF BERGEN
STATEMENT OF EXPENDITURES - REGULATORY BASIS
CURRENT FUND
FOR THE YEAR ENDED DECEMBER 31, 2014

	Appropriations		Paid or Charged	Reserved	Unexpended Balance Canceled
	Budget as Adopted	Budget After Modification			
OPERATIONS:					
<i>Legislative Branch</i>					
Board of Chosen Freeholders:					
Salaries and Wages	\$ 213,184	203,184	199,075	4,109	
Clerk of the Board:					
Salaries and Wages	769,403	787,403	779,189	8,214	
Other Expenses	393,705	468,705	463,677	5,028	
<i>Total Legislative Branch</i>	<u>1,376,292</u>	<u>1,459,292</u>	<u>1,441,941</u>	<u>17,351</u>	
<i>Executive Branch</i>					
County Executive:					
Salaries and Wages	1,081,868	974,868	959,356	15,512	
Other Expenses	38,998	33,998	29,288	4,710	
<i>Total County Executive</i>	<u>1,120,866</u>	<u>1,008,866</u>	<u>988,644</u>	<u>20,222</u>	
Department of Administration and Finance					
Division of Treasury:					
Salaries and Wages	1,293,097	1,243,097	1,189,152	53,945	
Other Expenses	38,084	38,084	32,404	5,680	
Division of Fiscal Operations:					
Salaries and Wages	322,747	327,747	324,439	3,308	
Other Expenses	2,613,780	2,613,780	2,477,669	136,111	
Division of Personnel:					
Salaries and Wages	823,631	821,131	820,040	1,091	
Other Expenses	32,200	32,200	18,851	13,349	
Division of Purchasing:					
Salaries and Wages	642,980	642,980	641,163	1,817	
Other Expenses	19,153	19,153	18,155	998	
Division of Information Technology:					
Salaries and Wages	1,523,237	1,560,237	1,553,103	7,134	
Other Expenses	551,585	641,585	591,821	49,764	

COUNTY OF BERGEN
STATEMENT OF EXPENDITURES - REGULATORY BASIS
CURRENT FUND
FOR THE YEAR ENDED DECEMBER 31, 2014

	Appropriations		Paid or Charged	Reserved	Unexpended Balance Canceled
	Budget as Adopted	Budget After Modification			
Division of Risk Management:					
Other Expenses	28,384,230	28,229,230	27,335,631	893,599	
Health Benefits	44,680,000	44,680,000	44,680,000		
Workers' Compensation	2,200,000	2,200,000	1,950,000	250,000	
Central Municipal Court:					
Salaries and Wages	908,029	908,029	906,215	1,814	
Other Expenses	36,295	36,295	35,043	1,252	
Salary Adjustment	100,000				
Termination Pay:					
Salaries and Wages	1,000,000	1,000,000	997,889	2,111	
Matching Funds for Grants:					
Other Expenses	200,000	200,000			200,000
B.C.I.A. Other Expenses	1,584,985	1,584,985	1,584,985		
Out-of-County College Reimbursement	145,000	145,000	72,243	72,757	
Total Department of Administration and Finance	<u>87,099,033</u>	<u>86,923,533</u>	<u>85,228,803</u>	<u>1,494,730</u>	<u>200,000</u>
Department of Health					
Division of Public Health:					
Salaries and Wages	1,510,776	1,310,776	1,291,081	19,695	
Other Expenses	566,551	551,551	517,846	33,705	
Bergen County Health Care Center:					
Salaries and Wages	6,552,714	6,412,714	6,373,012	39,702	
Other Expenses	2,779,215	2,929,215	2,856,214	73,001	
Division of Mental Health:					
Salaries and Wages	256,575	111,575	100,445	11,130	
Other Expenses	3,078	3,078	2,041	1,037	
Aid to Mental Health:					
Other Expenses	1,282,945	1,282,945	1,275,445	7,500	
Public Health Priority Funding					
Salaries and Wages	553,640	553,640	553,640		
Other Expenses	36,000	36,000	31,565	4,435	

COUNTY OF BERGEN
STATEMENT OF EXPENDITURES - REGULATORY BASIS
CURRENT FUND
FOR THE YEAR ENDED DECEMBER 31, 2014

	Appropriations		Paid or Charged	Reserved	Unexpended Balance Canceled
	Budget as Adopted	Budget After Modification			
Shared Services Health Agreements:					
Salaries and Wages	1,389,681	1,389,681	1,389,681		
Other Expenses	10,000	10,000	6,729	3,271	
Division of Animal Center:					
Salaries and Wages	1,318,143	1,318,143	1,224,216	93,927	
Other Expenses	520,734	545,734	455,045	90,689	
Total Department of Health	<u>16,780,052</u>	<u>16,455,052</u>	<u>16,076,960</u>	<u>378,092</u>	
Department of Human Services:					
Division of Family Guidance:					
Salaries and Wages	4,654,386	4,440,386	4,379,600	60,786	
Other Expenses	506,216	446,216	345,153	101,063	
Division of Community Services:					
Salaries and Wages	1,847,721	2,049,721	2,001,733	47,988	
Other Expenses	3,594,888	3,584,888	3,189,837	395,051	
Division of Aging:					
Salaries and Wages	667,668	452,668	385,633	67,035	
Other Expenses	1,214,753	1,164,753	959,674	205,079	
Juvenile Detention Center:					
Salaries and Wages	1,020,564	1,453,564	1,434,704	18,860	
Division of Youth and Family Services:					
Other Expenses - State Share	2,989,642	2,989,642	2,989,642		
Total Department of Human Services	<u>16,495,838</u>	<u>16,581,838</u>	<u>15,685,976</u>	<u>895,862</u>	
Department of Law:					
Salaries and Wages	1,681,789	1,686,789	1,667,524	19,265	
Other Expenses	50,600	50,600	46,552	4,048	
Mental Patients in State Institutions:					
DMH&H Costs - State Share - Prior Years	757	757		757	
DMH&H Costs - County Share - Prior Years	325	325		325	

COUNTY OF BERGEN

STATEMENT OF EXPENDITURES - REGULATORY BASIS

CURRENT FUND

FOR THE YEAR ENDED DECEMBER 31, 2014

	Appropriations		Paid or Charged	Reserved	Unexpended Balance Canceled
	Budget as Adopted	Budget After Modification			
Other Expenses - County Share	315,000	315,000	219,194	95,806	
Mentally Retarded - DDD Costs - State Share	29,047,170	29,047,170	29,047,170		
Mentally Retarded - DDD Costs - County Share	632,325	632,325	17,300	615,025	
Mental Diseases - DMH&H Costs - State Share	6,727,138	6,727,138	6,727,138		
Mental Diseases - DMH&H Costs - County Share	2,821,160	2,821,160	2,804,940	16,220	
Total Department of Law	41,276,264	41,281,264	40,529,818	751,446	
Department of Public Safety					
Division of Police:					
Salaries and Wages	13,615,000	13,885,000	13,884,771	229	
Other Expenses	310,034	310,034	288,405	21,629	
Division of Weights and Measures:					
Salaries and Wages	193,845	203,845	203,562	283	
Other Expenses	3,349	3,349	2,948	401	
Division of the Medical Examiner:					
Salaries and Wages	591,116	608,116	605,664	2,452	
Other Expenses	361,325	331,325	289,530	41,795	
Division of Emergency Management:					
Salaries and Wages	2,667,285	2,802,285	2,788,802	13,483	
Other Expenses	2,188,425	2,188,425	1,796,269	392,156	
Division of Law and Public Safety:					
Salaries and Wages	1,596,639	1,551,639	1,541,353	10,286	
Other Expenses	434,216	434,216	428,249	5,967	
Total Department of Public Safety	21,961,234	22,318,234	21,829,553	488,681	
Department of Public Works					
Division of General Services:					
Salaries and Wages	3,352,356	3,702,356	3,681,404	20,952	
Other Expenses	9,595,401	9,536,901	9,304,782	232,119	
Division of Administration:					
Salaries and Wages	709,303	719,303	637,988	81,315	
Other Expenses	2,525	2,525	1,231	1,294	

COUNTY OF BERGEN
STATEMENT OF EXPENDITURES - REGULATORY BASIS
CURRENT FUND
FOR THE YEAR ENDED DECEMBER 31, 2014

	Appropriations		Paid or Charged	Reserved	Unexpended Balance Canceled
	Budget as Adopted	Budget After Modification			
Department of Public Works (continued)					
Division of Operations:					
Salaries and Wages	353,354	375,354	359,063	16,291	
Other Expenses	2,456,320	2,536,320	2,216,310	320,010	
Division of Engineering:					
Salaries and Wages	1,074,064	1,064,064	1,060,139	3,925	
Other Expenses	52,700	52,700	50,236	2,464	
Division of Mosquito Control:					
Salaries and Wages	1,228,700	1,328,700	1,313,616	15,084	
Other Expenses	264,456	264,456	205,588	58,868	
Total Department of Public Works	<u>19,089,179</u>	<u>19,582,679</u>	<u>18,830,357</u>	<u>752,322</u>	
Department of Parks					
Division of Cultural and Historic Affairs:					
Salaries and Wages	180,768	190,768	190,573	195	
Other Expenses	35,576	35,576	28,199	7,377	
Division of Parks and Recreation:					
Salaries and Wages	6,978,971	6,998,971	6,899,511	99,460	
Other Expenses	3,062,395	3,194,395	3,157,906	36,489	
Total Department of Parks	<u>10,257,710</u>	<u>10,419,710</u>	<u>10,276,189</u>	<u>143,521</u>	
Department of Planning and Economic Development					
Division of Construction Board Appeals:					
Other Expenses	375	375	356	19	
Division of Planning and Economic Development:					
Salaries and Wages	1,718,697	1,733,697	1,705,689	28,008	
Other Expenses	56,850	56,850	54,469	2,381	
Division of Transportation Planning:					
Other Expenses	34,000	34,000		34,000	
Total Department of Planning and Economic Development	<u>1,809,922</u>	<u>1,824,922</u>	<u>1,760,514</u>	<u>64,408</u>	
<i>Total Executive Branch</i>	<u>215,890,098</u>	<u>216,396,098</u>	<u>211,206,814</u>	<u>4,989,284</u>	<u>200,000</u>

COUNTY OF BERGEN
STATEMENT OF EXPENDITURES - REGULATORY BASIS
CURRENT FUND
FOR THE YEAR ENDED DECEMBER 31, 2014

	Appropriations		Paid or Charged	Reserved	Unexpended Balance Canceled
	Budget as Adopted	Budget After Modification			
Educational Agencies					
Office of the Superintendent of Schools:					
Salaries and Wages	415,231	395,231	379,619	15,612	
Other Expenses	18,577	18,577	17,904	673	
Bergen County Vocational Schools:					
Other Expenses	29,773,899	29,773,899	28,895,216	878,683	
Bergen County Community College:					
Other Expenses	17,876,630	17,876,630	17,872,816	3,814	
Bergen County Special Services School:					
Other Expenses	8,573,471	8,573,471	8,178,563	394,908	
Total Educational Agencies	<u>56,657,808</u>	<u>56,637,808</u>	<u>55,344,118</u>	<u>1,293,690</u>	
Constitutional Officers					
Office of the County Surrogate:					
Salaries and Wages	1,626,853	1,623,853	1,553,445	70,408	
Other Expenses	55,800	58,800	56,571	2,229	
Office of the County Clerk:					
Salaries and Wages	2,345,763	2,184,403	2,184,046	357	
Other Expenses	2,201,900	2,363,260	2,205,191	158,069	
Office of the County Prosecutor:					
Salaries and Wages	27,592,357	27,252,357	27,069,741	182,616	
Other Expenses	1,519,000	1,519,000	1,439,352	79,648	
Office of the County Sheriff:					
Salaries and Wages	14,385,196	14,385,196	13,486,100	899,096	
Other Expenses	479,191	495,191	491,614	3,577	
Bureau of Identification - Sheriff:					
Salaries and Wages	5,188,950	5,188,950	4,589,615	599,335	
Other Expenses	120,523	120,523	118,894	1,629	
County Jail - Sheriff:					
Salaries and Wages	34,854,699	34,854,699	34,054,565	800,134	
Other Expenses	5,939,794	6,024,794	5,779,353	245,441	
Total Constitutional Officers	<u>96,310,026</u>	<u>96,071,026</u>	<u>93,028,487</u>	<u>3,042,539</u>	

COUNTY OF BERGEN
STATEMENT OF EXPENDITURES - REGULATORY BASIS
CURRENT FUND
FOR THE YEAR ENDED DECEMBER 31, 2014

	Appropriations		Paid or Charged	Reserved	Unexpended Balance Canceled
	Budget as Adopted	Budget After Modification			
Other Boards and Agencies					
Board of Social Services - Welfare					
Administration - County Share	9,507,724	9,507,724	9,507,724		
Temp. Assistance to Needy Families - County Share	485,881	485,881	350,000	135,881	
Supplemental Security Income - State Share	1,500,151	1,500,151	1,460,000	40,151	
Board of Taxation					
Salaries and Wages	507,693	507,693	403,876	103,817	
Other Expenses	1,000	1,000	969	31	
Board of Elections					
Salaries and Wages	413,716	413,716	408,733	4,983	
Other Expenses	1,207,220	1,107,220	431,318	675,902	
Superintendent of Elections					
Salaries and Wages	578,468	613,468	609,407	4,061	
Other Expenses	300,600	375,600	309,028	66,572	
Commissioner of Registration					
Salaries and Wages	951,341	951,341	946,095	5,246	
Other Expenses	154,010	154,010	144,688	9,322	
Total Other Boards and Agencies	<u>15,607,804</u>	<u>15,617,804</u>	<u>14,571,838</u>	<u>1,045,966</u>	
Public and Private Programs					
State/Community Partnership Program	817,485	817,485	817,485		
Social Services for the Homeless	394,318	394,318	394,318		
HUD - Homeless Management Information Systems	82,893	82,893	82,893		
Human Services Advisory Council (HSAC)	66,073	66,073	66,073		
Juvenile Accountability Block Grant	20,742	20,742	20,742		
CD-Homeless Management Information	20,000	20,000	20,000		
Bergen County HIV/CTS Program	106,863	106,863	106,863		
Respite Care Program	593,480	593,480	593,480		
Personal Assistance Service (PASP)	93,053	93,053	93,053		
Vision/Detention Alternatives	168,083	168,083	168,083		
Domestic Violence Intervention Services	427,857	427,857	427,857		
Medicaid Peer Grouping	1,900,034	1,900,034	1,900,034		

COUNTY OF BERGEN

STATEMENT OF EXPENDITURES - REGULATORY BASIS

CURRENT FUND

FOR THE YEAR ENDED DECEMBER 31, 2014

	Appropriations		Paid or Charged	Reserved	Unexpended Balance Canceled
	Budget as Adopted	Budget After Modification			
Public and Private Programs (continued)					
Area Plan Grant	6,543,401	6,543,401	6,543,401		
Sheriff Body Armor Replacement	49,591	49,591	49,591		
Prosecutor Body Armor Replacement	14,771	14,771	14,771		
County Police Body Armor Replacement	10,661	10,661	10,661		
Chronic Disease Self Management Program	25,000	25,000	25,000		
FFY13 State Homeland Security Grant Program	384,664	384,664	384,664		
FFY13 Urban Areas Security Initiative (UASI)	139,076	139,076	139,076		
Personal Assistance Services (PASP) - Hudson County	24,163	24,163	24,163		
US Marshal Regional Fugitive Task Force	16,000	16,000	16,000		
Community Health Disparity Prevention 2014	36,000	36,000	36,000		
Youth Complex Education Programs	125,000	125,000	125,000		
Medicare Special Benefits Outreach & Enrollment Assistance	40,000	40,000	40,000		
Recreation Opportunities - Disabled (ROID)	42,000	42,000	42,000		
Juvenile Detention Alternatives Initiative (JDAI)	60,000	60,000	60,000		
Triboro Shuttle Service (CMAQ1)	150,000	150,000	150,000		
Aggressive Driving Program	25,000	25,000	25,000		
Drug Recognition Expert Grant	25,000	25,000	25,000		
Drunk Driving Enforcement Fund	18,156	18,156	18,156		
Senior Citizen & Disabled Residents Trans Program	1,519,000	1,519,000	1,519,000		
2014 Local Arts Program	91,299	91,299	91,299		
Victims Assistance Grant - VAG	55,000	55,000	55,000		
Bergen County College Shuttle (CMAQ2)	211,612	211,612	211,612		
IOLTA Fund Grant	18,100	18,100	18,100		
Bioterrorism Program - LINCS Agencies Grant	121,024	121,024	121,024		
Municipal Alliance Program	402,613	402,613	402,613		
State Health Insurance Program (SHIP)	24,000	24,000	24,000		
Case Management Program	89,951	89,951	89,951		
Sandy Homeowner/Renter Assistance Program (SHRAP)	4,600,000	4,600,000	4,600,000		
HUD - Veteran's Supportive Housing	88,415	88,415	88,415		
Veterans Transportation	4,000	4,000	4,000		

COUNTY OF BERGEN
STATEMENT OF EXPENDITURES - REGULATORY BASIS
CURRENT FUND
FOR THE YEAR ENDED DECEMBER 31, 2014

	Appropriations		Paid or Charged	Reserved	Unexpended Balance Canceled
	Budget as Adopted	Budget After Modification			
Public and Private Programs (continued)					
Stop Violence Against Women Grant (VAWA)	31,145	31,145	31,145		
Sexual Assault Nurse Examiner (SART/SANE)	68,555	68,555	68,555		
Spring House for Women	61,185	61,185	61,185		
Emergency Management Agency Assistance (EMAA)	120,000	120,000	120,000		
County Environmental Health Act (CEHA)	189,000	189,000	189,000		
Hazard Mitigation Grant Program	187,500	187,500	187,500		
Work First NJ Administration	114,461	114,461	114,461		
Veterans Transportation	26,000	26,000	26,000		
Subregional Transportation Planning Program	177,917	177,917	177,917		
Subregional Support & Intern Program	15,000	15,000	15,000		
Social Services for the Homeless	831,026	831,026	831,026		
Kessler Foundation	10,000	10,000	10,000		
Clean Communities Program	119,061	119,061	119,061		
Victims of Crime Act Program Grant (VOCA)	169,353	169,353	169,353		
Gang, Gun & Narcotics Task Force	68,052	68,052	68,052		
State Criminal Alien Assistance Grant (2014 SCAAP)	442,519	442,519	442,519		
Early Intervention Program	1,268,930	1,268,930	1,268,930		
PHILEP (LINCS) Bioterrorism Program	315,630	315,630	315,630		
Senior Farmers Market Grant	3,500	3,500	3,500		
Sandy Social Services Block Grant (SSBG)	121,024	121,024	121,024		
Children's Interagency Coordinating Council (CIACC)	36,874	36,874	36,874		
Megan's Law Grant	11,577	11,577	11,577		
Work First NJ Administration DOL	40,000	40,000	40,000		
NJ Comprehensive Cancer Control Plan	130,800	130,800	130,800		
TB Control Program	272,472	272,472	272,472		
Cancer Education & Early Detection Program (CEED)	825,000	825,000	825,000		
County Comprehensive Alcohol Program	1,067,076	1,067,076	1,067,076		
Mental Health Law Project	246,898	246,898	246,898		
Basic Center Program Grant	163,811	163,811	163,811		
Sheriff IV D Reimbursement Grant	561,041	561,041	561,041		
Right to Know Program	21,869	21,869	21,869		
FFY14 State Homeland Security Program (SHSP)	461,500	461,500	461,500		

COUNTY OF BERGEN

STATEMENT OF EXPENDITURES - REGULATORY BASIS

CURRENT FUND

FOR THE YEAR ENDED DECEMBER 31, 2014

	Appropriations		Paid or Charged	Reserved	Unexpended Balance Canceled
	Budget as Adopted	Budget After Modification			
Public and Private Programs (continued)					
FFY14 Urban Areas Security Initiative (UASI)	530,288	530,288	530,288		
Unified Child Care (03/15)	715,199	715,199	715,199		
Special Child Health Case Management 2015	136,217	136,217	136,217		
Sandy SSBG Medically Fragile Children 2015	79,799	79,799	79,799		
Comprehensive Community Project	75,000	75,000	75,000		
Aggressive Driving Campaign Program	25,000	25,000	25,000		
Drug Recognition Expert Grant	25,000	25,000	25,000		
Venture Program	647,450	647,450	647,450		
County Environmental Health Act (CEHA)	75,505	75,505	75,505		
Total Public and Private Programs	30,132,612	30,132,612	30,132,612		
TOTAL OPERATIONS	415,974,640	416,314,640	405,725,810	10,388,830	200,000
Detail:					
Salaries and Wages	153,252,198	153,183,338	149,728,267	3,455,071	
Other Expenses (Including Contingent)	262,722,442	263,131,302	255,997,543	6,933,759	200,000
	415,974,640	416,314,640	405,725,810	10,388,830	200,000
Capital Improvements					
Capital Improvement Fund	1,376,068	1,376,068	1,376,068		
Acquisition of Office Equipment	100,000	100,000	3,947	96,053	
Total Capital Improvements	1,476,068	1,476,068	1,380,015	96,053	
County Debt Service					
Payment of Bond Principal:					
State Aid - County College Bonds	3,490,000	3,490,000	3,440,000		50,000
Vocational School Bonds	6,220,000	6,220,000	6,151,000		69,000
Other Bonds	34,003,476	34,003,476	34,002,476		1,000
Interest on Bonds:					
State Aid - County College Bonds	834,460	834,460	825,460		9,000
Vocational School Bonds	2,212,330	2,212,330	1,976,669		235,661
Other Bonds	19,808,693	19,808,693	19,395,600		413,093
Interest on Notes	629,061	629,061			629,061

COUNTY OF BERGEN
 STATEMENT OF EXPENDITURES - REGULATORY BASIS
 CURRENT FUND
 FOR THE YEAR ENDED DECEMBER 31, 2014

	Appropriations				Unexpended
	Budget as Adopted	Budget After Modification	Paid or Charged	Reserved	Balance Canceled
Green Trust Loan Program:					
Loan Repayments for Principal and Interest	368,650	368,650	314,191		54,459
Total County Debt Service	67,566,670	67,566,670	66,105,396		1,461,274
Deferred Charges and Statutory Expenditures					
Contribution to:					
Public Employees' Retirement System	8,820,478	8,820,478	8,777,163	43,315	
Social Security System (O.A.S.I.)	11,776,208	11,511,208	11,325,804	185,404	
Unemployment Compensation Insurance - (NJSA 43:21-3)	600,000	525,000	525,000		
Police and Firemen's Retirement System	15,777,487	15,777,487	15,697,778	79,709	
Define Contribution Retirement Program (DCRP)	60,000	60,000		60,000	
Total Statutory Expenditures	37,034,173	36,694,173	36,325,745	368,428	
Total General Appropriations	\$ 522,051,551	522,051,551	509,536,966	10,853,311	1,661,274
		Adopted Budget \$ 507,678,140			
		Appropriated by N.J.S.A. 40A4-89	14,366,411		
			\$ 522,044,551		
		Transferred to Federal and State Grant Fund \$	30,132,612		
		Capital Improvement Fund	1,376,068		
		Encumbrances	6,192,041		
		Cash	471,836,245		
			\$ 509,536,966		

See accompanying notes to the financial statements.

THIS PAGE INTENTIONALLY LEFT BLANK

COUNTY OF BERGEN

COMPARATIVE BALANCE SHEET - REGULATORY BASIS

REGULAR TRUST FUNDS

AS OF DECEMBER 31, 2014 and 2013

	Ref.	2014	2013
<u>ASSETS</u>			
Regular Trust Fund:			
Cash and Cash Equivalents	B-1	\$ 71,037,122	\$ 75,492,961
Accounts Receivable	B-3	10,791	19,718
Due from Community Development Trust Fund	B-4	22,500	22,500
		<u>71,070,413</u>	<u>75,535,179</u>
Self-Insurance Trust Fund			
Cash and Cash Equivalents	B-1	7,187,971	5,058,296
Overexpenditure of Reserve	B-28	86,629	
		<u>7,274,600</u>	<u>5,058,296</u>
Community Development Trust Fund			
Cash and Cash Equivalents	B-1	991,858	2,100,123
Due from U.S. Department of Housing & Urban Development - Letters of Credit	B-5	26,986,265	25,427,986
HOME improvement Program Mortgages Receivable	Contra	9,081,334	9,220,385
Small Business Loans	Contra	164,216	176,049
HOME Investment Mortgages	Contra	9,218,254	9,218,254
American Dream Mortgages	Contra	17,125,318	16,471,254
Principal on American Dream Mortgages	Contra	113,500	113,500
Accounts Receivable - Recovery Fees - Court Order	B-6	9,850	9,850
		<u>63,690,595</u>	<u>62,737,401</u>
Total Assets		\$ <u>142,035,608</u>	\$ <u>143,330,876</u>
<u>LIABILITIES, RESERVES AND FUND BALANCE</u>			
Regular Trust Fund:			
Reserve for Dedicated Revenue:			
Motor Vehicle Fines and Road Openings	B-7	\$ 2,403,229	\$ 3,387,420
Weights and Measures	B-8	165,187	283,379
Miscellaneous Trust Accounts	B-9	14,340,485	15,614,671
Reserve for Encumbrances	B-10	1,446,389	1,049,053
Contracts Payable	B-11	24,987,454	31,730,920
Road Permit Deposits	B-12	485,803	442,080
Open Space Trust Fund	B-13	15,269,777	9,078,289
Prosecutor's Trust Fund	B-14	11,972,090	13,949,367
		<u>71,070,413</u>	<u>75,535,179</u>

COUNTY OF BERGEN
COMPARATIVE BALANCE SHEET - REGULATORY BASIS

REGULAR TRUST FUNDS

AS OF DECEMBER 31, 2014 and 2013

	<u>Ref.</u>	<u>2014</u>	<u>2013</u>
<u>LIABILITIES, RESERVES AND FUND BALANCE (continued)</u>			
Self-Insurance Trust Fund:			
Reserve for Self-Insurance Trust Fund	B-15	\$ 6,252,567	\$ 5,048,766
Contracts Payable	B-15	1,022,033	9,530
		<u>7,274,600</u>	<u>5,058,296</u>
Community Development Trust Fund:			
Reserve for Expenditures	B-17	22,937,632	22,514,217
HOME Improvement Mortgages - Principal	B-18	840,362	992,031
HOME Improvement Mortgages - Interest	B-19	2,485,169	2,345,036
Due to Regular Trust Fund	B-20	22,500	22,500
Reserve for:			
HOME Improvement Program Mortgages Receivable	Contra	9,081,334	9,220,385
Small Business Loans	Contra	164,216	176,049
HOME Investment Mortgages	Contra	9,218,254	9,218,254
American Dream Mortgages	Contra	17,125,318	16,471,254
Principal on American Dream Mortgages	Contra	113,500	113,500
First Time Home Buyer Mortgages	B-27	17,500	
Program Income	B-21	936,197	936,197
Small Business Loans - Application Fees	B-22	100	100
Small Business Loans - Principal	B-23	522,581	510,748
Small Business Loans - Interest	B-24	57,155	52,598
Interest on HOME Improvement Mortgage Investments	B-25	38,476	34,231
First Time Home Buyer Down Payment Act	B-26	130,301	130,301
		<u>63,690,595</u>	<u>62,737,401</u>
Total Liabilities, Reserves and Fund Balance		\$ <u>142,035,608</u>	\$ <u>143,330,876</u>

See accompanying notes to financial statements.

COUNTY OF BERGEN
 COMPARATIVE BALANCE SHEET - REGULATORY BASIS
 GENERAL CAPITAL FUND
 FOR THE YEARS ENDED DECEMBER 31, 2014 and 2013

<u>ASSETS</u>	<u>Ref.</u>	<u>2014</u>	<u>2013</u>
Cash and Cash Equivalents	C-2, C-3	\$ 107,066,006	\$ 51,215,994
Infrastructure Trust Loan Receivable	C-4	170,639	170,639
NJ DOT Receivable	C-5	6,629,273	1,216,073
FEMA Hazard Grant Program Receivable	C-6	3,500,000	
School District Receivable	C-7	82,082	
Deferred Charges to Future Taxation:			
Funded	C-8	595,938,254	540,872,064
Unfunded	C-9	285,203,667	321,755,674
		<u>998,589,921</u>	<u>915,230,444</u>
Total Assets		\$ 998,589,921	\$ 915,230,444
 <u>LIABILITIES, RESERVES AND FUND BALANCE</u>			
General Serial Bonds	C-10	\$ 591,246,000	\$ 535,382,000
Environmental Infrastructure Trust Loan Payable	C-11	4,225,006	4,722,482
Green Trust Loan	C-12	467,248	767,582
Bond Anticipation Notes Payable	C-13	53,000,000	
Capital Improvement Fund	C-14	546,786	298,425
Improvement Authorizations:			
Funded	C-15	52,882,671	27,655,726
Unfunded	C-15	172,223,499	257,430,724
Encumbrances Payable	C-16	113,440,646	85,230,572
Encumbrances Payable - PVHS Tennis Courts	C-21	438,061	
Interfunds	C-17	1,626,845	
Reserve for Arbitrage Rebate	C-18	38,834	59,442
Reserve for Interest	C-19	24,817	
Reserve for Preliminary Expenses	C-20	1,434	1,434
Reserve for Payment of Notes	C-22	719,279	
Total Liabilities and Reserves		<u>990,881,126</u>	<u>911,548,387</u>
Fund Balance	C-1	<u>7,708,795</u>	<u>3,682,057</u>
Total Liabilities, Reserves and Fund Balance		\$ <u>998,589,921</u>	\$ <u>915,230,444</u>

There were Bonds and Notes Authorized But Not Issued at December 31, 2014 and 2013 of \$232,203,667 and \$321,755,674 respectively. (C-23)

See accompanying notes to the financial statements.

COUNTY OF BERGEN
STATEMENT OF FUND BALANCE - REGULATORY BASIS
GENERAL CAPITAL FUND
FOR THE YEARS ENDED DECEMBER 31, 2014 and 2013

	<u>2014</u>	<u>2013</u>
Balance - January 1,	\$ 3,682,057	\$ 939,260
Increased by:		
Cash Reciepts:		
Premiums on Bonds	5,306,772	1,792,366
Premiums on BANs	533,546	
Outside Funding for Bonded Projects	104,538	1,569,254
Improvement Authorization Canceled	431,882	41,177
	<u>6,376,738</u>	<u>3,402,797</u>
	10,058,795	4,342,057
Decreased by:		
Appropriation to Current Year Budget	<u>2,350,000</u>	<u>660,000</u>
Balance - December 31,	\$ <u>7,708,795</u>	\$ <u>3,682,057</u>

See accompanying notes to financial statements.

COUNTY OF BERGEN
FIXED ASSETS
AS OF DECEMBER 31, 2014 and 2013

COMPARATIVE BALANCE SHEET - REGULATORY BASIS

	<u>Ref</u>	<u>2014</u>	<u>2013</u>
Land		\$ 968,221,800	\$ 525,654,588
Improvements		373,132,810	291,144,118
Equipment		<u>51,423,858</u>	<u>101,213,782</u>
	D-1	<u>\$ 1,392,778,468</u>	<u>\$ 918,012,488</u>
 Investment in Fixed Assets	 D-1	 <u>\$ 1,392,778,468</u>	 <u>\$ 918,012,488</u>

COUNTY OF BERGEN
NOTES TO FINANCIAL STATEMENTS
DECEMBER 31, 2014 AND 2013

NOTE 1. SUMMARY OF SIGNIFICANT ACCOUNTING POLICIES

The Governmental Accounting Standards Board (GASB) is the accepted standard-setting body for establishing governmental accounting and financial reporting principles. The GASB Codification establishes seven fund types and two account groups to be used by governmental units when reporting financial position and results of operations in accordance with accounting principles generally accepted in the United States of America (GAAP).

The financial statements of the County of Bergen have been prepared in conformity with accounting principles and practices prescribed by the Division of Local Government Services, Department of Community Affairs, State of New Jersey (the "Division") which is a comprehensive basis of accounting other than accounting principles generally accepted in the United States of America. Such principles and practices are designed primarily for determining compliance with legal provisions and budgetary restrictions and as a means of reporting on the stewardship of public officials with respect to public funds. Under this method of accounting, the County accounts for its financial transactions through the following separate funds which differ from the fund structure required by GAAP.

A. REPORTING ENTITY

The County of Bergen (the "County") was organized under an act of the New Jersey Legislative on November 30, 1675 and operates under an elected Freeholder form of County government. The County's major operations include the County judiciary system; law enforcement, recreation, road and bridge maintenance and construction, the County correctional and penal system, health and welfare, education and general administrative services.

GASB has issued Statement No. 14 which requires the financial reporting entity to include both the primary government and those component units for which the primary government is financially accountable. Financial accountability is defined as appointment of a voting majority of the component unit's board, and either a) the ability to impose will be by the primary government, or b) the possibility that the component unit will provide a financial benefit to or impose a financial burden on the primary government.

However, the counties in the State of New Jersey do not prepare financial statements in accordance with GAAP and thus do not comply with all of the GASB pronouncements. The financial statements contained herein include only those boards, bodies, officers or commissions as required by NJS 40A:5-5. Accordingly, the County does not include the operations of the autonomous agencies including the Bergen County Community College, Bergen County Vocational Schools, Bergen County Special Services School and the Bergen County Housing Authority.

In April 1995, the State adopted a law that gives the County Executive the authority to veto the minutes of a Utility Authority, Sewerage Authority and Improvement Authority. Based on this law and the criteria set forth in GASB Statement 14, this change would require the financial statements of the Bergen County Utilities Authority, the Northwest Bergen County Utilities Authority and the Bergen County Improvement Authority to be blended into the County Financial Statements as opposed to being shown discretely. The audit reports of the above entities are available at each individual entities location.

COUNTY OF BERGEN
NOTES TO FINANCIAL STATEMENTS
DECEMBER 31, 2014 AND 2013

NOTE 1. SUMMARY OF SIGNIFICANT ACCOUNTING POLICIES (continued)

B. MEASUREMENT FOCUS, BASIS OF ACCOUNTING AND BASIS OF PRESENTATION

The accounting policies of the County of Bergen conform to the accounting principles applicable to municipalities that have been prescribed by the Division of Local Government Services, Department of Community Affairs, State of New Jersey. Such principles and practices are designed primarily for determining compliance with legal provisions and budgetary restrictions and as a means of reporting on the stewardship of public officials with respect to public funds. Under this method of accounting, the financial transactions and accounts of the County of Bergen are organized on the basis of funds, which is different from the fund structure required by GAAP. A fund is an accounting entity with a separate set of self-balancing accounts established to record the financial position and results of operation of a specific government activity. As required by the Division of Local Government Services, the County accounts for its financial transactions through the following individual funds:

Current Fund – This fund is used to account for the resources and expenditures for government operations of a general nature, including Federal and State grant funds.

Trust Fund – Trust funds are used to account for assets held by the government in a trustee capacity. Funds held by the County as an agent for individual, private organizations or other governments are recorded in the Trust Funds.

Other Trust Fund – This fund is established to account for the assets and resources which are also held by the County as a trustee or agent for individuals, private organizations, other governments and/or other funds. These funds include dedicated fees/proceeds collected, developer deposits and deposited funds with the County as collateral.

Self Insurance Trust Fund – This fund is used to account for expenditures for Worker's Compensation, General Liability, Unemployment, Disability, Health Benefits and Dental insurance claims and premiums.

Community Development Trust Fund – This fund is used to account for grant proceeds and related expenditures for Housing and Urban Development Grant Entitlements.

General Capital Fund – This fund is used to account for the receipts and disbursements of funds used for the acquisition or improvement of general capital facilities, other than those acquired in the Current Fund.

General Fixed Assets Accounting Group – To account for all fixed assets of the County. The County's infrastructure is not reported in the group.

COUNTY OF BERGEN
NOTES TO FINANCIAL STATEMENTS
DECEMBER 31, 2014 AND 2013

NOTE 1. SUMMARY OF SIGNIFICANT ACCOUNTING POLICIES (continued)

B. MEASUREMENT FOCUS, BASIS OF ACCOUNTING AND BASIS OF PRESENTATION (continued)

A modified accrual basis of accounting is followed with minor exceptions. The accounting principles and practices prescribed for municipalities by the State of New Jersey differ in certain respects from GAAP applicable to local governments units. The more significant differences are explained in the following paragraphs.

Budgets and Budgetary Accounting - An annual budget is required to be adopted and integrated into the accounting system to provide budgetary control over revenues and expenditures. Budget amounts presented in the accompanying financial statements represent amounts adopted by the County and approved by the State Division of Local Government Services, in accordance with N.J.S.A. 40A:4 et seq. Budgets are adopted on the same basis of accounting utilized for the preparation of the County's financial statements.

Grant Revenues - Federal and State grants, entitlements or shared revenues received for purposes normally financed through the Current Fund are recognized when anticipated in the County's budget. GAAP requires such revenues to be recognized in the accounting period when they become susceptible to accrual.

Expenditures - unexpended or uncommitted appropriations, at December 31, are reported as expenditures through the establishment of appropriation reserves unless canceled by the governing body. GAAP requires expenditures in the current fund, to be recognized in the accounting period in which the fund liability is incurred, if measurable, except for un-matured interest on general long-term debt, which should be recognized when due.

Encumbrances - contractual orders at December 31, are reported as expenditures through establishment of a reserve for encumbrances. Encumbrances do not constitute expenditures or liabilities under GAAP.

Appropriation Reserves - are available until lapsed at the close of the succeeding year, to meet specific claims, commitments or contracts incurred during the preceding year. Lapsed appropriations reserves are recorded as additions to income. Appropriation reserves are not established under GAAP.

Compensated Absences - expenditures relating to obligations for unused vested accumulated vacation and sick pay are not recorded until paid. GAAP requires that the amount that would normally be liquidated with expendable available financial resources be recorded as an expenditure in the operating funds and the remaining obligations be recorded as a long-term obligation.

COUNTY OF BERGEN
NOTES TO FINANCIAL STATEMENTS
DECEMBER 31, 2014 AND 2013

NOTE 1. SUMMARY OF SIGNIFICANT ACCOUNTING POLICIES (continued)

B. MEASUREMENT FOCUS, BASIS OF ACCOUNTING AND BASIS OF PRESENTATION (continued)

Interfunds - advances from the Current Fund are reported as interfunds receivable with offsetting reserves, which are created by charges to operations. Income is recognized in the year the receivables are liquidated. Interfunds receivable in the other funds are not offset by reserves. Under GAAP, interfunds receivable are not recorded through operations.

Deferred Charges to Future Taxation - Funded and Unfunded - Upon the authorization of capital projects, the County establishes deferred charges for the costs of the capital projects to be raised by future taxation. Funded deferred charges relate to permanent debt issued, whereas unfunded deferred charges relate to temporary or non-funding of the authorized cost of capital projects. According to the N.J.S.A. 40A:2-4, the County may levy taxes on all taxable property within the local unit, to repay the debt. Annually, the County raises the debt requirements for that particular year in the current budget. As the funds are raised by taxation, the deferred charges are reduced. GAAP does not require the establishment of deferred charges to future taxation and records proceeds of debt issued as revenue.

Improvement authorizations – in the General Capital Fund represent the unexpended balance of an ordinance appropriation and is similar to the unexpended portion of the budget in the Current Fund. GAAP does not recognize these amounts as liabilities.

General Fixed Assets - N.J.A.C. 5:30-5.6 codifies Technical Accounting Directive No. 86-2, Accounting for Governmental Fixed Assets, as promulgated by the Division of Local Government Services, which differs in certain respects from GAAP, requires the inclusion of a statement of general fixed assets of the County as part of its basic financial statements. It also requires the County to place a value on all fixed assets put into service, to maintain a subsidiary ledger of detailed records of fixed assets and to provide property management standards to control fixed assets. General Fixed Assets are defined as non-expendable personal property having a physical existence, a useful life of more than five years and an acquisition cost of \$5,000 or more per unit. Public domain (“infrastructure”) general fixed assets consisting of certain improvements other than buildings, such as roads, bridges, curbs and gutters, streets and sidewalks, and drainage systems, are not capitalized.

All fixed assets are valued at historical cost or estimated historical cost if actual historical cost is not available.

No depreciation has been provided for in the financial statements.

Expenditures for construction in progress are recorded in the Capital Fund until such time as the construction is completed and put into operation.

COUNTY OF BERGEN
NOTES TO FINANCIAL STATEMENTS
DECEMBER 31, 2014 AND 2013

NOTE 1. SUMMARY OF SIGNIFICANT ACCOUNTING POLICIES (continued)

B. MEASUREMENT FOCUS, BASIS OF ACCOUNTING AND BASIS OF PRESENTATION (continued)

Fixed assets acquired through grants in aid or contributed capital have not been accounted for separately.

GAAP requires that fixed assets be capitalized at historical or estimated historical cost if actual historical cost is not available.

Use of Estimates – The preparation of financial statements requires management of the County to make estimates and assumptions that affect the reported amounts of assets and liabilities and disclosure of contingent assets and liabilities at the date of the financial statements and the reported amounts of revenues and expenses during the reporting period. Accordingly, actual results could differ from those estimates.

Recent Accounting Pronouncements – In June 2012, the Governmental Accounting Standards Board (GASB) issued GASB Statement No. 68, Accounting and Financial Reporting for Pensions – an amendment of GASB Statement No. 27. This statement, which is effective for fiscal periods beginning after June 15, 2014, will not have any effect on the entity’s financial reporting. However, the provisions of this statement will require significant modifications to the disclosure requirements related to the entity’s proportionate share of the cost-sharing defined benefit plans reported at the State of New Jersey level.

In January 2013, the Government Accounting Standards Board issued GASB Statement No. 69, Government Combinations and Disposals of Governmental Operations. This Statement establishes accounting and financial reporting standards related to government combinations and disposals of government operations. As used in this Statement, the term “government combinations” includes a variety of transactions referred to as mergers, acquisitions, and transfers of operations. This Statement, which is effective for financial statements beginning after December 15, 2013, will not have any effect on the entity’s financial reporting.

In April of 2013, the Government Accounting Standards Board issued GASB Statement No. 70, Accounting and Financial Reporting for Nonexchange Financial Guarantees. The objective of this Statement is to improve accounting and financial reporting by state and local governments that extend and receive nonexchange financial guarantees. This Statement is effective for reporting periods beginning after June 15, 2013 and will not have any impact on the entity’s financial statement disclosures.

COUNTY OF BERGEN
NOTES TO FINANCIAL STATEMENTS
DECEMBER 31, 2014 AND 2013

NOTE 1. SUMMARY OF SIGNIFICANT ACCOUNTING POLICIES (continued)

B. MEASUREMENT FOCUS, BASIS OF ACCOUNTING AND BASIS OF PRESENTATION (continued)

In November 2013, the Government Accounting Standards Board issued GASB Statement No. 71, Pension Transition for Contributions Made Subsequent to the Measurement Date – an amendment of GASB Statement No. 68. The provisions of this statement are required to be applied simultaneously with the provisions of Statement 68 which is effective for periods beginning after June 14, 2014. The provisions of this statement will require significant modifications of the disclosure requirements related to the entity's proportionate share of the cost-sharing defined benefit plans reported at the State of New Jersey level.

C. BASIC FINANCIAL STATEMENTS

The GASB Codification also requires the financial statements of a governmental unit to be presented in the financial statements in accordance with GAAP. The County presents the financial statements listed in the table of contents which are required by the Division of Local Government Services and which differ from the financial statements required by GAAP.

NOTE 2. CASH, CASH EQUIVALENTS AND INVESTMENTS

Cash

Custodial Credit Risk – Deposits

Custodial credit risk is the risk that in the event of bank failure, the government's deposits may not be returned to it. The County's policy is based on New Jersey Statutes requiring cash be deposited only in New Jersey based banking institutions that participate in New Jersey Governmental Depository Protection Act (GUDPA) or in qualified investments established in New Jersey Statutes 40A:5-15.1(a) that are treated as cash equivalents. As of December 31, 2014 and 2013, \$0- of the County's bank balance of \$249,256,786 and \$205,039,606, respectively, was exposed to custodial credit risk.

Investments

Investment Rate Risk

The County does not have a formal investment policy that limits investment maturities as a means of managing its exposure to fair value losses arising from increasing interest rates. However, New Jersey Statutes 40A:5-15.1(a) limits the length of time for most investments to 397 days.

COUNTY OF BERGEN
NOTES TO FINANCIAL STATEMENTS
DECEMBER 31, 2014 AND 2013

NOTE 2. CASH, CASH EQUIVALENTS AND INVESTMENTS (continued)

Credit Risk

New Jersey Statutes 40A:5-15.1(a) limits municipal investments to those specified in the Statutes. The type of allowance investments are Bonds of the United States of America, bonds or other obligations of the towns or bonds or other obligations of the local unit or units within which the town is located: obligations of federal agencies not exceeding 397 days; government money market mutual funds; the State of New Jersey Cash Management Plan; local government investment pools; or repurchase of fully collateralized securities.

Concentration of Credit Risk

The County places no limit on the amount the County may invest in any one issuer.

NOTE 3. COUNTY DEBT

Long-term debt as of December 31, 2014 consisted of the following:

	<u>Balance</u> <u>Dec. 31, 2013</u>	<u>Additions</u>	<u>Reductions</u>	<u>Ending</u> <u>Balance</u>	<u>Amount Due</u> <u>Within</u> <u>One Year</u>
Bonds Payable – General					
Obligation Debt	\$535,382,000	\$99,080,000	\$43,216,000	\$591,246,000	\$49,850,000
Other Liabilities:					
Compensated Absences	19,891,764	7,568,059	3,793,330	23,666,493	
New Jersey:					
DEP Loans	4,722,482		497,476	4,225,006	508,447
Green Trust Loans	<u>767,582</u>		<u>300,334</u>	<u>467,248</u>	<u>306,370</u>
	<u>\$560,763,828</u>	<u>\$106,648,059</u>	<u>\$47,807,140</u>	<u>\$619,604,747</u>	<u>\$50,664,817</u>

The Local Bond Law governs the issuance of bonds and notes to finance general capital expenditures. All bonds are retired in serial installments within the statutory period of usefulness. Bonds issued by the County are general obligation bonds, backed by the full faith and credit of the County. Bond anticipation notes, which are issued to temporarily finance capital projects, must be paid off within ten years and five months or retired by the issuance of bonds.

**COUNTY OF BERGEN
NOTES TO FINANCIAL STATEMENTS
DECEMBER 31, 2014 AND 2013**

NOTE 3. COUNTY DEBT (continued)

Paid by Current Fund:

General Obligation Bonds

	<u>2014</u>	<u>2013</u>
\$14,680,000 2003 General Obligation Refunding Bonds, due in annual installments of \$1,525,000 to \$1,500,000 through October 1, 2015, interest at various rates at 3.625%	\$1,500,000	\$3,025,000
\$26,511,000, 2004 General Improvement Bonds, due in annual installments of \$2,200,000 through October 15, 2014, interest at 3.50%		2,200,000
\$12,000,000 2004 School Bonds, due in annual installments of \$1,000,000 through October 15, 2014, interest at 3.50%		1,000,000
\$5,744,500, 2004 County College Bonds, due in annual installments of \$354,500 to \$385,000 through October 15, 2019, interest at various rates from 3.75% to 4.00%	1,894,500	2,279,500
\$5,744,500, 2004 State Aid County College Bonds, due in annual installments of \$354,500 to \$385,000 through October 15, 2019, interest at various rates from 3.75% to 4.00%	1,894,500	2,279,500
\$40,295,000, 2005 General Improvement Bonds, due in annual installments of \$3,300,000 to \$4,400,000 through November 15, 2015, interest at 4.00%	4,400,000	7,700,000
\$4,705,000, 2005 Special Services/Vocational School Bonds, due in annual installments of \$650,000 to \$700,000 through November 15, 2015, interest at the rate of 4.00%	700,000	1,350,000
\$40,295,000, 2006 General Improvement Bonds, due in annual installments of \$2,500,000 to \$4,949,000 through October 15, 2021, interest at various rates from 3.750% to 4.125%	25,699,000	28,199,000
\$9,086,000, 2006 Special Services/Vocational School Bonds, due in annual installments of \$600,000 to \$851,000 through October 15, 2021, interest at various rates from 3.750% to 4.125%	4,976,000	5,576,000
\$46,905,000, 2007 General Improvement Bonds, due in annual installments of \$2,750,000 to \$3,805,000 through October 15, 2023, interest at the rate of 4.00%	30,155,000	32,905,000
\$10,095,000, 2007 Special Services/Vocational School Bonds, due in annual installments of \$635,000 to \$960,000 through October 15, 2022, interest at the rate of 4.00%	6,200,000	6,835,000
\$6,000,000, 2007 County College Bonds, due in annual installments of \$500,000 to \$700,000 through October 15, 2019, interest at the rate of 4.00%	2,960,000	3,460,000
\$6,000,000, 2007 State Aid County College Bonds, due in annual installments of \$500,000 to \$700,000 through October 15, 2019, interest at the rate of 4.00%	2,960,000	3,460,000

COUNTY OF BERGEN
NOTES TO FINANCIAL STATEMENTS
DECEMBER 31, 2014 AND 2013

NOTE 3. COUNTY DEBT (continued)

	<u>2014</u>	<u>2013</u>
\$650,000, 2007 Mini Bonds, due in annual installments of \$650,00 in December 2017, with interest at 4.350%	650,000	650,000
\$44,583,000, 2008 General Improvement Bonds, due in annual installments of \$3,000,000 to \$4,533,000 through November 1, 2023, interest at various rates from 4.25% to 4.75%	33,033,000	36,033,000
\$17,512,000, 2008 School Bonds, due in annual installments of \$1,200,000 to \$1,537,000 through November 1, 2023, interest at various rates from 4.25% to 4.75%	12,312,000	13,512,000
\$3,000,000, 2008 County College Bonds, due in annual installments of \$250,000 to \$305,000 through November 1, 2020, interest at various rates from 4.25% to 4.50%	1,705,000	1,955,000
\$3,000,000, 2007 State Aid County College Bonds, due in annual installments of \$250,000 to \$305,000 through November 1, 2020, interest at various rates from 4.25% to 4.50%	1,705,000	1,955,000
\$11,276,000, 2008 Hospital Bonds, due in annual installments of \$825,000 to \$1,076,000 through November 1, 2023, interest at various rates from 6.00% to 6.75%	8,601,000	9,426,000
\$610,000, 2008 Mini Bonds, due in annual installments of \$610,000 in December 2018, with interest at 5.00%	610,000	610,000
\$77,852,000, 2009 General Improvement Bonds, due in annual installments of \$3,575,000 to \$7,027,000 through November 1, 2026, interest at various rates from 3.25% to 4.00%	64,877,000	68,452,000
\$6,348,000, 2009 Special Services/Vocational School Bonds, due in annual installments of \$350,000 to \$573,000 through November 1, 2024, interest at various rates from 3.25% to 3.875%	4,848,000	5,198,000
\$4,313,000, 2009 County Hospital Bonds, due in annual installments of \$245,000 to \$388,000 through November 1, 2024, interest at various rates from 3.75% to 5.30%	3,188,000	3,433,000
\$47,465,000, 2010 General Improvement Bonds, due in annual installments of \$1,900,000 to \$3,765,000 through November 1, 2027, interest at various rates from 2.500% to 3.375%	39,665,000	41,565,000
\$5,147,000, 2010 Special Services/Vocational School Bonds, due in annual installments of \$320,000 to \$427,000 through November 1, 2024, interest at various rates from 2.50% to 3.25%	3,927,000	4,247,000
\$1,177,000, 2010 County College Bonds, due in annual installments of \$115,000 to \$142,000 through November 1, 2020, interest at various rates from 2.50% to 3.00%	767,000	877,000

**COUNTY OF BERGEN
NOTES TO FINANCIAL STATEMENTS
DECEMBER 31, 2014 AND 2013**

NOTE 3. COUNTY DEBT (continued)

	<u>2014</u>	<u>2013</u>
\$1,176,000, 2010 State Aid County College Bonds, due in annual installments of \$115,000 to \$141,000 through November 1, 2020, interest at various rates from 2.50% to 3.00%	766,000	876,000
\$14,217,000, 2010 Series B, Taxable Bonds, due in annual installments of \$1,470,000 to \$2,117,000 through November 1, 2019, interest at various rates from 2.50% to 3.40%	9,007,000	10,477,000
\$43,048,000, 2011 General Improvement Refunding Bonds, due in annual installments of \$1,800,000 to \$3,048,000 through December 1, 2028, interest at various rates from 2.00% to 3.25%	38,048,000	39,848,000
\$3,025,000, 2011 Special Services/Vocational School Bonds, due in annual installments of \$150,000 to \$300,000 through December 1, 2024, interest at various rates from 2.00% to 3.00%	2,575,000	2,725,000
\$2,332,000, 2011 County Taxable Bonds, due in annual installments of \$300,000 to \$432,000 through December 1, 2018, interest at various rates from 2.00% to 2.375%	1,432,000	1,732,000
\$15,830,000, 2012 General Improvement Refunding Bonds, due in annual installments of \$3,135,000 to \$3,190,000 through June 1, 2018, interest at various rates from 3.00% to 4.00%	12,635,000	15,770,000
\$2,330,000, 2012 Special Services/Vocational School Bonds, due in annual installments of \$465,000 to \$490,000 through June 1, 2018, interest at various rates from 3.00% to 4.00%	1,855,000	2,320,000
\$10,000,000, 2012 Special Services/Vocational School Bonds, due in annual installments of \$600,000 to \$1,200,000 through December 1, 2023, interest at various rates from 1.00% to 2.00%	8,800,000	9,400,000
\$35,800,000, 2012 General Improvement Refunding Bonds, due in annual installments of \$1,500,000 to \$3,000,000 through December 1, 2027, interest at various rates from 1.00% to 2.25%	32,800,000	34,300,000
\$5,600,000, 2012 County Taxable Bonds, due in annual installments of \$400,000 to \$650,000 through December 1, 2022, interest at various rates from 1.00% to 2.20%	4,800,000	5,200,000
\$4,250,000, 2012 County College Bonds, due in annual installments of \$350,00 to \$400,000 through June 15, 2024, interest at various rates from 2.00% to 2.25%	3,550,000	3,900,000
\$4,250,000, 2012 State Aid County College Bonds, due in annual installments of \$350,000 to \$400,000 through June 15, 2024, interest at various rates from 2.00% to 2.25%	3,550,000	3,900,000

COUNTY OF BERGEN
NOTES TO FINANCIAL STATEMENTS
DECEMBER 31, 2014 AND 2013

NOTE 3. COUNTY DEBT (continued)

	<u>2014</u>	<u>2013</u>
\$9,744,000, 2012 BCIA Governmental Loan Revenue Bonds, due in annual installments of \$860,000 to \$1,610,000 through May 1, 2021, interest at various rates from .838% to 2.959%	8,705,000	9,565,000
\$876,000, 2012 BCIA Governmental Loan Revenue Bonds, due in annual installments of \$281,000 to \$286,000 through May 1, 2016, interest at various rates from .838% to 1.237%	570,000	851,000
\$941,000, 2012 BCIA Governmental Loan Revenue Bonds, due in annual installments of \$65,000 to \$131,000 through May 1, 2023, interest at various rates from .838% to 3.259%	861,000	926,000
\$33,035,000, 2013 General Improvement Refunding Bonds, due in annual installments of \$2,335,000 to \$8,340,000 through April 15, 2019, interest at various rates from 1.50% to 4.00%	32,660,000	32,660,000
\$6,250,000, 2013 Special Services/Vocational School Refunding Bonds, due in annual installments of \$1,080,000 to \$1,455,000 through April 15, 2019, interest at various rates from 1.50% to 4.00%	6,250,000	6,250,000
\$750,000, 2013 County College Bonds, due in annual installments of \$150,000 through June 1, 2018, interest at various rates from 1.00% to 2.00%	600,000	750,000
\$750,000, 2013 State Aid County College Bonds, due in annual installments of \$150,000 through June 1, 2018, interest at various rates from 1.00% to 2.00%	600,000	750,000
\$57,855,000, 2013 General Improvement Bonds, due in annual installments of \$1,875,000 to \$3,750,000 through December 1, 2031, interest at various rates from 3.00% to 4.00%	55,980,000	57,855,000
\$7,145,000, 2013 Special Services/Vocational School Refunding Bonds, due in annual installments of \$250,000 to \$500,000 through December 1, 2029, interest at various rates from 3.00% to 4.00%	6,895,000	7,145,000
\$54,830,000, 2014 General Improvement Bonds, due in annual installments of \$1,605,000 to \$3,060,000 through April 15, 2039, interest at various rates from 2.00% to 5.00%	54,830,000	
\$40,000,000, 2014 Special Services/Vocational School Bonds, due in annual installments of \$2,000,000 through June 30, 2034, interest at various rates from 2.00% to 3.50%	40,000,000	
\$4,250,000, 2014 County College Bonds, due in annual installments of \$425,000 through June 30, 2024, interest at various rates from 2.00% to 3.00%	4,250,000	
	<u>591,246,000</u>	<u>535,382,000</u>

COUNTY OF BERGEN
NOTES TO FINANCIAL STATEMENTS
DECEMBER 31, 2014 AND 2013

NOTE 3. COUNTY DEBT (continued)

Green Trust Loan Payable

The County has entered into Green Trust Loan agreements with the New Jersey Department of Environmental Protection for the financing of Borg's Wood, Norwood Construction Area and Belmont Park projects:

	<u>2014</u>	<u>2013</u>
\$1,386,120, 1989 Borg's Wood Loan, due in semi-annual installments of \$37,867 to \$42,670 through April 26, 2016 at 2.0%	126,747	209,167
\$3,578,550, 1989 Norwood Construction Area Loan, due in semi-annual installments of \$97,762 to \$110,161 through February 2, 2016 at 2.0%	327,222	540,006
\$88,000, 1983 Belmont Park Loan due in semi-annual installments of \$2,357 to \$2,709 through March 6, 2017, interest at 2.0%	<u>13,279</u>	<u>18,409</u>
	<u>467,248</u>	<u>767,582</u>

Environmental Infrastructure Trust Loan Payable

The County has entered into a loan agreement with the New Jersey Environmental Infrastructure Trust for the financing related to the Construction of the Overpeck Landfill Park, including the construction of a landfill leachate system, stabilization of banks, storm water management and preparation of the site for redevelopment:

	<u>2014</u>	<u>2013</u>
\$3,675,000, 2007 Trust Loan due in annual installments of \$250,000 to \$345,000 through August 1, 2022, interest at 3.40% to 5.00%	2,365,000	2,605,000
\$3,708,149, 2007 Trust Loan due in semi-annual installments of \$43,077 to \$243,956 through August 1, 2022, with no interest	<u>1,860,006</u>	<u>2,117,482</u>
	<u>4,225,006</u>	<u>4,722,482</u>

NOTE 4. BOND ANTICIPATION NOTES

The County issues bond anticipation notes to temporarily fund various capital projects prior to the issuance of serial bonds. The term of the notes cannot exceed one year but the notes may be renewed from time to time for a period not exceeding one year. Generally, such notes must be paid no later than the first day of the fifth month following the close of the tenth fiscal year following the date of the original notes. The State of New Jersey also prescribes that on or before the third anniversary date of the original note a payment of an amount at least equal to the first legally payable installment of the bonds in anticipation of which such notes are to be renewed beyond the fourth and fifth anniversary date of the original issuance.

**COUNTY OF BERGEN
NOTES TO FINANCIAL STATEMENTS
DECEMBER 31, 2014 AND 2013**

NOTE 4. BOND ANTICIPATION NOTES (continued)

On December 31, 2014 and 2013, the County had \$53,000,000 and \$-0-, respectively, in outstanding General Capital bond anticipation notes.

The following activity related to bond anticipation notes occurred during the calendar year ended December 31, 2014 and 2013:

<u>2014</u>	<u>Beginning Balance</u>	<u>Additions</u>	<u>Reductions</u>	<u>Ending Balance</u>
RBC Capital Markets, LLC	\$	\$28,180,000	\$28,180,000	\$
Jefferies & Co., Inc.		6,400,000		6,400,000
PNC Capital Markets, LLC		<u>46,600,000</u>		<u>46,600,000</u>
	<u>\$</u>	<u>\$81,180,000</u>	<u>\$28,180,000</u>	<u>\$53,000,000</u>

2013

No Activity

NOTE 5. EMPLOYEE RETIREMENT SYSTEM

Substantially all of the County's employees participate in one of the following contributory defined benefit public employee retirement systems which have been established by State statute: the Police and Firemen's Retirement System (PFRS) or the Public Employees' Retirement System (PERS). These systems are sponsored and administered by the State of New Jersey. The Public Employees' Retirement System and the Police and Firemen's Retirement System (PFRS) are considered a cost sharing multiple-employer plans. According to the State of New Jersey Administrative Code, all obligations of the systems will be assumed by the State of New Jersey should the systems terminate.

The State of New Jersey, Department of the Treasury, Division of Pensions and Benefits, issues publicly available financial reports that include the financial statements and required supplementary information for PERS and PFRS. The financial reports may be obtained by writing to the State of New Jersey, Department of the Treasury, Divisions of Pensions and Benefits, P.O. Box 295, Trenton, NJ 08625-0295.

Description of Systems, Contribution Information and Funding Policies:

Public Employees' Retirement System (PERS)

The Public Employees' Retirement System was established in January, 1955 under the provisions of N.J.S.A. 43:15A to provide retirement, death, disability and medical benefits to certain qualified members. Membership in the System is mandatory for substantially all full time employees of the State or any county, municipality, school district or public agency provided the employee is not required to be a member of another State-administered retirement system. The System's Board of Trustees is primarily responsible for the administration of the System.

COUNTY OF BERGEN
NOTES TO FINANCIAL STATEMENTS
DECEMBER 31, 2014 AND 2013

NOTE 5. EMPLOYEE RETIREMENT SYSTEM (continued)

Chapter 103, P.L. 2007 amended the early retirement reduction formula for members hired on or after July 1, 2007 and retiring with 25 years of service to be reduced by 1% for every year between age 55 and 60, plus 3% for every year under age 55.

Chapter 89, P.L. 2008 increased the PERS eligibility age for unreduced benefits from age 60 to age 62 for members hired on or after November 1, 2008; increased the minimum annual compensation required for membership eligibility for new members. Also, it amended the early retirement reduction formula for members hired on or after November 1, 2008 and retiring with 25 years of service to be reduced by 1% for every year between age 55 and 62, plus 3% for every year under age 55.

Chapter 1, P.L. 2010, effective May 21, 2010, changed the membership eligibility criteria for new members of PERS from the amount of compensation to the number of hours worked weekly. Also, it returned the benefit multiplier for new members of PERS to 1/60 from 1/55, and it provided that new members of PERS have the retirement allowance calculated using the average annual compensation for the last five years of service instead of the last three years of service. New members of PERS will no longer receive pension service credit from more than one employer. Pension service credit will be earned for the highest paid position only. This law also closed the Prosecutors Part of the PERS to new members and repealed the law for new members that provided a non-forfeitable right to receive a pension based on the laws of the retirement system in place at the time 5 years of pension service credit is attained. The law also requires the State to make its full pension contribution, defined as 1/7th of the required amount, beginning in fiscal year 2012.

Chapter 3, P.L. 2010, effective May 21, 2010, replaced the accidental and ordinary disability retirement for new members of PERS with disability insurance coverage similar to that provided by the State to individuals enrolled in the State's Defined Contribution Retirement Program.

Police and Firemens' Retirement System (PFRS)

The Police and Firemens' Retirement System was established in July 1944 under the provisions of N.J.S.A. 43:16A to provide retirement, death and disability benefits to its members. Membership is mandatory for all full time county and municipal police and firemen, and state firemen or officer employees with police powers appointed after June 30, 1944.

Enrolled members of the Police and Firemens' Retirement System may retire at age 55 with no minimum service requirement. The annual allowance is equal to 2% of the members' final compensation for each year of service up to 30 years, plus 1% of each year of creditable service over 30 years. Final compensation equals the compensation for the final year of service prior to retirement. Special retirement is permitted to members who have 25 or more years of creditable service in the system. Benefits fully vest on reaching 10 years of service. Members are always fully vested for their own contributions. In the case of death before retirement, members' beneficiaries are entitled to full payment of members' contributions.

COUNTY OF BERGEN
NOTES TO FINANCIAL STATEMENTS
DECEMBER 31, 2014 AND 2013

NOTE 5. EMPLOYEE RETIREMENT SYSTEM (continued)

Chapter 1, P.L. 2010, effective May 21, 2010, eliminated the provision in PFRS that would permit a member to retire, at any age after 25 years of service credit, on a special retirement allowance of 70% of final compensation after the retirement system reaches a funded level of 104%. Also, for new members of PFRS, the law capped the maximum compensation that can be used to calculate a pension from the plan at the annual wage contribution base for Social Security, and requires the pension to be calculated using a three year average annual compensation instead of the last year's salary.

The State of New Jersey, Department of the Treasury, Division of Pensions and Benefits, issues publicly available financial reports that include the financial statements and required supplementary information for PERS and PFRS. The financial reports may be obtained by writing to the State of New Jersey, Department of the Treasury, Divisions of Pensions and Benefits, P.O. Box 295, Trenton, NJ 08625-0295.

Significant Legislation

On March 17, 2009, the legislative of the State of New Jersey enacted Public Laws 2009, c.19(S-21) the "Pension Deferral Program". This law allows the Division of Pensions and Benefits to provide non-state government pension system employers the option of paying their full amount, or an amount that reflects a 50 percent reduction of the normal and accrued liability component of the Public Employees' Retirement System and/or the Police and Firemen's Retirement System obligation for payment due to the State Fiscal Year ending June 30, 2009. The amount deferred will be repaid starting in April 2012 over a 15-year period at 8¼ percent. The amount will fluctuate based on pension system investment earnings on the deferred amount. The local employer is allowed to payoff the obligation at any time prior to April 2012.

Contribution Requirements

The contribution policy is set by laws of the State of New Jersey and, in most retirement systems, contributions are required by active members and contributing employers. Plan member and employer contributions may be amended by State of New Jersey legislation. The pension funds provide for employee contributions based on 5.0% for PERS and 8.5% for PFRS of the employee's annual compensation, as defined through June 30, 2007. Under Chapter 92, P.L. 2007 and Chapter 103, P.L. 2007, the PERS and employee contribution rate will increase to 5.5 percent effective July 1, 2007. Employers are required to contribute at an actuarially determined rate in all Funds except the SACT. The actuarially determined employer contribution includes funding for cost-of-living adjustments and noncontributory death benefits in the PERS and PFRS. In the PERS and PFRS, the employer contribution includes funding for post-retirement medical premiums.

COUNTY OF BERGEN
 NOTES TO FINANCIAL STATEMENTS
 DECEMBER 31, 2014 AND 2013

NOTE 5. EMPLOYEE RETIREMENT SYSTEM (continued)

The County's contribution to the various plans, equal to the required contributions for each period, were as follows:

<u>Years Ended December 31,</u>	<u>PERS</u>	<u>PFRS</u>
2014	\$8,717,624	\$15,608,522
2013	9,045,266	16,816,339
2012	9,286,829	15,444,836

Defined Contribution Retirement Program

The Defined Contribution Retirement Program (DCRP) was established on July 1, 2007 for certain public employees under the provisions of Chapter 92, P.L. 2007 and Chapter 103, P.L. 2007. The program provides eligible members, with a minimum base salary of \$1,500 or more, with a tax-sheltered, defined contribution retirement benefit, in addition to life insurance and disability coverage. The DCRP is jointly administered by the Division of Pensions and Benefits and Prudential Financial.

If the eligible elected or appointed official will earn less than \$5,000 annually, the official may choose to waiver participation in the DCRP for that office or position. The waiver is irrevocable.

This retirement program is a new pension system where the value of the pension is based on the amount of the contribution made by the employee, employer and through investment earnings. It is similar to a Deferred Compensation Program where the employee has a portion of tax deferred salary placed into an account that the employee manages through investment option provided by the employer.

The law requires that three classes of employees enroll in the DCRP detailed as follows:

All elected officials taking office on or after July 1, 2007, except that a person who is reelected to an elected office held prior to that date without a break in service may retain in the PERS. A Governor appointee with advice and consent of the Legislature or who serves at the pleasure of the Governor only during that Governor's term of office.

Other employees commencing service after July 1, 2007, pursuant to an appointment by an elected official or elected governing body which include the statutory untenured Chief Administrative Officer such as the Business Administrator, County Administrator, or Municipal or County Manager, Department Heads, Legal Counsel, Municipal or County Engineer, Municipal Prosecutor and the Municipal Court Judge.

Notwithstanding the foregoing requirements, other employees who hold a professional license or certificate or meet other exceptions are permitted to remain to join or remain in PERS.

COUNTY OF BERGEN
NOTES TO FINANCIAL STATEMENTS
DECEMBER 31, 2014 AND 2013

NOTE 5. EMPLOYEE RETIREMENT SYSTEM (continued)

The County's contribution to the plan, equal to the required contribution for each period was as follows:

<u>Year Ended</u> <u>December 31,</u>	<u>DCRP</u>
2014	\$59,539
2013	50,973
2012	27,377

NOTE 6. FIXED ASSETS

The following is a summary of the General Fixed Assets as of December 31, 2014 and 2013:

<u>2014</u>	<u>Restated</u> <u>Balance</u> <u>12/31/2013</u>	<u>Additions</u>	<u>Deletions</u>	<u>Balance</u> <u>12/31/2014</u>
Land	968,221,800			968,221,800
Buildings and Improvements	373,132,810			373,132,810
Machinery and Equipment	<u>51,423,858</u>	<u>2,328,406</u>	<u>414,451</u>	<u>53,337,813</u>
	<u>1,392,778,468</u>	<u>2,328,406</u>	<u>414,451</u>	<u>1,394,692,423</u>
<u>2013</u>	<u>Balance</u> <u>12/31/2012</u>	<u>Additions</u>	<u>Deletions</u>	<u>Balance</u> <u>12/31/2013</u>
Land	525,654,588			525,654,588
Buildings	291,144,118			291,144,118
Machinery and Equipment	<u>99,168,138</u>	<u>2,579,781</u>	<u>534,137</u>	<u>101,213,782</u>
	<u>915,966,844</u>	<u>2,579,781</u>	<u>534,137</u>	<u>918,012,488</u>

COUNTY OF BERGEN
NOTES TO FINANCIAL STATEMENTS
DECEMBER 31, 2014 AND 2013

NOTE 7. FUND BALANCES APPROPRIATED

Fund Balances at December 31, 2014 and 2013, which were appropriated and included in the 2015 and 2014 County Budgets were \$18,500,000 and \$17,900,000 respectively.

NOTE 8. DEFERRED COMPENSATION PLANS

The County has established four deferred compensation plans for its employees under Section 457 of the Internal Revenue Code (IRC). The plans are administered by outside agencies, which pay claims and invest the funds.

The County established a Deferred Compensation Plan as an enhancement program for the benefit of its employees to be provided by Nationwide Retirement Solutions. The County then established a second Deferred Compensation Plan as an enhancement program for the benefit of its employees, to be provided by the Equitable Life Assurance Society of the United States. The third and fourth Deferred Compensation Plans were established to be provided by the Hartford Life Insurance Co., and the Variable Annuity Life Insurance Company (VALIC), respectively. The Plans are substantially similar to one upon which a favorable Private Letter Ruling has been previously obtained from the Federal Internal Revenue Service except for provisions added by reason of the Small Business Job Protection Act of 1996 (United States Public Law No. 104-188), and such provisions are stated in the Plan in terms substantially similar to the text of those provisions in Federal Internal Revenue Code Section 457.

The plans are available to all County employees and permit them to defer a portion of their salaries until future years. The deferred compensation is not available to employees until termination, retirement, death, or unforeseeable emergency. All amounts of compensation deferred under the plan, all property and rights purchased with those amounts, and all income attributable to those amounts, property or rights are solely property and rights of the individual contributors and are not subject to the claims of the County's general creditors.

NOTE 9. POTENTIAL LIABILITY FOR ACCRUED SICK AND VACATION TIME

Employees accrue sick time at the rate of 15 days per year. The time remains accrued until used. At time of retirement, the accrued unused sick time is used as a basis for calculating terminal leave as follows: present hourly rate times unused one-half accrued sick leave, to a maximum of \$15,000 to \$25,000 depending on the employee's title within their existing contract. The potential terminal leave liability for persons eligible, who are 60 years of age or older, or 10 or more years of service, as of December 31, 2014 and 2013 was \$16,284,726 and \$12,501,517, respectively.

Employees accrue vacation time at the rate of 15 days per year for the first five years of service and 30 days per year thereafter. The time remains accrued for two years; it must be used or it is lost. Terminated employees are paid for accrued time at the current rate. The value of accrued vacation time as of December 31, 2014 and 2013 was \$7,381,767 and \$7,390,247, respectively. No provision is made in the financial statements for the accrued value of terminal leave and vacation time.

COUNTY OF BERGEN
NOTES TO FINANCIAL STATEMENTS
DECEMBER 31, 2014 AND 2013

NOTE 10. INTERFUND BALANCES AND ACTIVITY

Balance due to/from other funds at December 31, 2014 consist of the following:

\$1,942,262	Due to the Current Fund from the Federal and State Grant Fund for reimbursement of expenses.
1,626,845	Due to the Current Fund from the General Capital Fund for Reimbursement of expenditures.
<u>22,500</u>	Due to the Regular Trust from the Community Development Trust Fund for deposits in error.
<u>\$3,591,607</u>	

Balance due to/from other funds at December 31, 2013 consist of the following:

\$273,373	Due to the Current Fund from the Federal and State Grant Fund for reimbursement of expenses.
<u>22,500</u>	Due to the Regular Trust from the Community Development Trust Fund for deposits in error.
<u>\$295,873</u>	

It is anticipated that all interfunds will be liquidated during the fiscal year.

NOTE 11. LEASES

The County leases various buildings located in Hackensack, Lodi and Garfield. The total rent expense for all leases for 2014 and 2013 was \$732,185 and \$410,368, respectively.

NOTE 12. CONTRACTS PAYABLE

Current Fund contracts payable balances for 2014 and 2013 in the amount of \$3,481,100 and \$11,019,374, respectively, does not represent the liability due to vendors and employees for payment of goods or services received by the County. Included in this amount are contracts issued for the purchase of goods and services that have not yet been received.

COUNTY OF BERGEN
NOTES TO FINANCIAL STATEMENTS
DECEMBER 31, 2014 AND 2013

NOTE 13. RESERVE FOR ARBITRAGE

The County of Bergen has obtained the services of Public Financial Management, Inc. (PFM) to calculate and monitor the arbitrage requirements for certain bond issues. The applicable arbitrage yield requirement is derived from IRS Form 8038-G prepared by Bond Counsel. Reserves have been established in the Capital Fund in accordance with the calculations. As of December 31, 2014 and 2013 the reserve was \$38,834 and \$59,442, respectively.

NOTE 14. BERGEN COUNTY LEASE BANC PROGRAM

In September 2003, the Bergen County Improvement Authority (the "Authority") issued Bonds in the amount of \$19,395,000, with a final maturity date of May 1, 2009. The \$19,395,000 principal amount of Revenue Bonds, Series 2003 (the "Bonds"), consist of the \$1,480,000 principal amount County Guaranteed Capital Equipment Lease Revenue Bonds, Series 2003A (the "Series 2003A Bonds") and \$17,915,000 principal amount County Taxable Project Revenue Bonds, Series 2003B (the "Series 2003B Bonds").

Many Local Governments have requested the Authority's assistance over the years to finance their capital items and equipment needs at the lowest possible cost. A number of these requests are to finance smaller capital items and equipment needs of Local Governments. The costs attendant with the large, standalone leasing deals between the Authority and Local Governments were often prohibitive for these transactions, which tend to have smaller borrowing amounts.

The Authority (the "lessor") developed its Program in order to access the greatest number of bidders of governmental leases in the tax-exempt market. Under the Program, no bonds would be involved. The Authority, as lessee, would enter into a lease with the successful bidder to provide financing for the capital equipment, and as lessor (although this master lease would designate the Authority as title holder of the lease) the Authority would in turn enter into a sublease with the Local Government participant (the "sublessee"), whereby the Local Government would make lease payments under the sublease subject to appropriation or a general obligation sublease with a non-profit corporation. The Lease and Sublease would have the same terms, be cross-secured, and upon expiration thereof, the Authority would sell the capital equipment financed thereby to the Participant for \$1. The capital equipment would also secure the sublease payments, which Sublease payments and collateral would secure the Lease payments. The Authority acts as a conduit only, and is indemnified by the Sublessee for claims relating to the equipment or the transaction. In addition, the County of Bergen would enter into an agreement with the Authority (the "County Agreement") to provide payments to the Authority if there are insufficient payments under the Sublease, which payments would be subject to appropriation.

On April 21, 2004, the County adopted an ordinance approving the Authority's Leasing Banc Program in an amount not to exceed \$10,000,000. Subsequently during 2006 and again during 2008, the County adopted ordinances re-approving the Lease Bank Program and additional financing therefore not to exceed \$10,000,000 and \$8,000,000, respectively. In accordance with the terms of the "Agreement to Effectuate the Bergen County Improvement Authority's Bergen County Lease Bank Program" between the County and the Authority (the "Agreement"), the County intends to appropriate moneys to the Authority to the extent the lease payment made by the Authority to the original lessor are not sufficient.

**COUNTY OF BERGEN
NOTES TO FINANCIAL STATEMENTS
DECEMBER 31, 2014 AND 2013**

NOTE 14. BERGEN COUNTY LEASE BANC PROGRAM (continued)

On April 20, 2009, the County adopted two ordinances authorizing additional funding to its Lease Banc Program, by a total of \$46,400,000.

NOTE 15. COUNTY ADMINISTRATION BUILDING

The County entered into a lease agreement with the New Jersey Economic Development Authority (EDA) to finance, design, and construct a County Administration Building and parking garage on land the County owns and has ground-leased to EDA, adjacent to the County Justice Center in Hackensack. Based upon a design and construction budget of \$62.2 million, the building contains approximately 263,000 square feet while the parking garage and associated site parking contains approximately 1,400 parking spaces.

Bergen County will make annual rent payments of approximately \$4.8 million to EDA from 2001 through the end of the term in 2026 and will own the complex for \$1 at the end of the lease. Although greater than past rent due to the 103,000 square foot increase in space over the previous leased location, the rent per square foot of \$18.22 includes furniture, fixtures, and equipment and is very competitive with current market rents. Further, the rent amount is flat and fixed for the term of the lease with no future rent increases. Also, the County consolidated into the facility, various other divisions that were located at remote sites. The County fully maintains and operates the complex.

In November 2003, the County, through its Improvement Authority, issued \$27,595,000 in County Guaranteed Revenue Bonds in order to prepay a portion of rental payments under the lease agreement. The Bonds are dated December 10, 2003 and will mature on November 15, 2018. The Bonds bear a variable interest rate ranging from 1.50% to 5.00%.

Additionally, in August 2005, the County, again through its Improvement Authority, issued \$30,075,000 in County-Guaranteed Revenue Bonds for the purpose of advance refunding of a portion of the EDA's Lease Revenue Bonds maturing November 15, 2026. These bonds are dated August 25, 2005 and have a final maturity on November 15, 2026. The Bonds bear a variable interest rate ranging from 4.00% to 5.00%.

Additionally, in February 2014, the County, again through its Improvement Authority, issued \$12,590,000 in County-Guaranteed Revenue Bonds for the purpose of advance refunding of a portion of the EDA's Lease Revenue Bonds maturing May 15, 2018. These bonds are dated February 13, 2014 and have a final maturity on May 15, 2018. The Bonds bear a variable interest rate ranging from 0.400% to 1.900%.

NOTE 16. BERGEN PINES COUNTY HOSPITAL PROJECT (Now Known as Bergen Regional Medical Center)

In 1998, the County of Bergen (the "County") restructured/repositioned the management, administration, operation and maintenance of Bergen Regional Medical Center, formerly known as Bergen Pines County Hospital (the "Hospital"). Such actions on the part of the County are generally collectively referred to as the "Repositioning Plan".

COUNTY OF BERGEN
NOTES TO FINANCIAL STATEMENTS
DECEMBER 31, 2014 AND 2013

NOTE 16. BERGEN PINES COUNTY HOSPITAL (continued)

As part of the Repositioning Plan for the Hospital, and under and pursuant to a Lease and Agreement dated as of December 17, 1997 (the "County/Authority Agreement"), the County, effective as of March 15, 1998:

- (i) transferred to the Bergen County Improvement Authority (the "Authority" or the "BCIA") (a public body corporate and politic created under and pursuant to the provisions of the County Improvement Authorities Law, N.J.S.A. 40:37A-44 et seq.) the license issued by the State Department of Health and Senior Services ("DOHSS") for the operation of the Hospital,
- (ii) leased to the Authority the Bergen Pines Real Property and the Bergen Pines Business Assets for a 19 year period, and
- (iii) assigned to the Authority responsibility, during the Lease Term, for the operation of the Hospital.

As a further part of the Repositioning Plan for the Hospital, and under and pursuant to a Lease and Operating Agreement dated as of December 17, 1997 (the "Authority Lease and Operating Agreement"), the Authority in turn (effective as of March 15, 1998):

- (i) leased the Bergen Pines Real Property and the Bergen Pines Business Assets to Solomon Health Group, LLC ("Solomon"), a private for-profit limited liability company, for a co-terminus 19 year period (the "Lease Term") and
- (ii) assigned to Solomon as the "Manager" responsibility, during the Lease Term, for the management, administration, operation and maintenance of the Hospital.

By an undated Assignment and Guarantor Agreement, effective as of March 15, 1998 between Solomon and Bergen Regional Medical Center, L.P. (the "Manager"), (i) Solomon assigned to the Manager (as "an affiliated entity" formed for profit) all of Solomon's rights and obligations under the Authority Lease and Operating Agreement, as well as under all related agreements, (ii) the Manager assumed such rights and obligations, and (iii) Solomon agreed to serve as guarantor of the performance by the Manager of its obligations under the Authority Lease and Operating Agreement.

Under the license held by the Authority, the Hospital, as a County owned facility, is presently licensed for 1,068 beds, including 321 psychiatric beds, 574 long-term care beds and 173 acute care beds.

COUNTY OF BERGEN
NOTES TO FINANCIAL STATEMENTS
DECEMBER 31, 2014 AND 2013

NOTE 16. BERGEN PINES COUNTY HOSPITAL PROJECT (continued)

Under the terms of the County/BCIA Agreement and the Authority Lease and Operating Agreement, the Manager assumed the responsibility (on a for-profit basis and at its sole cost and expense) for the operation by it (as an independent contractor) of the Hospital, including the responsibility for the maintenance and repair of the facilities and equipment constituting the Bergen Pines Real Property and the Bergen Pines Business Assets, this in exchange for its deriving on account thereof the right to retain all profits from its operation of the Hospital (after paying all expenses, including the payment to the Authority of rent and a reimbursement for certain administrative costs), with the concomitant obligation on the part of the Manager to bear all losses therefrom (except for losses arising out of certain very limited situations involving such things as Manager-proposed reductions in clinical or direct care programs and Manager-proposed reductions in staffing).

Having as lessors (landlords) ultimately leased the Bergen Pines Real Property and the Bergen Pines Business Assets to the Manager, the County (under the County/Authority Agreement) and the Authority (under the Authority Lease and Operating Agreement) have (as is generally and usually the case for lessors/landlords) retained ultimate financial responsibility for Capital Improvements at the Hospital, defined in Section 1.1 of the BCIA Lease and Operating Agreement as:

Any addition, major repair or replacement, extension, construction or reconstruction of or to a permanent structure facility within the Bergen Pines Real Property of a type not recurring annually or at shorter intervals that (a) is non-consumable in nature; (b) has a useful life of greater than five (5) years; (c) constitutes a permanent part of the Medical Center, (d) is a cost that is properly chargeable to a capital account under general Federal income tax principles, and (e) does not constitute a Maintenance, Repair or Replacement Item, the responsibility for which latter Items was assumed by the Manager.

Under Sections 2.9(d) and 2.9(e) of the Authority Lease and Operating Agreement, in the event that it is determined that a Capital Improvement will be undertaken, the Authority shall at its option determine either that the Manager (as the Authority's agent) shall undertake and complete the Capital Improvement on behalf of (and at the cost and expense of) the Authority or, alternatively, that the Authority (the lessor) shall itself undertake and complete such Capital Improvements. Under Section 2.9 of the County/BCIA Agreement, the County is ultimately responsible to bear the cost and expense of all Capital Improvements undertaken by the Authority or by the Manager on behalf of (and at the expense of) the Authority.

COUNTY OF BERGEN
NOTES TO FINANCIAL STATEMENTS
DECEMBER 31, 2014 AND 2013

NOTE 16. BERGEN PINES COUNTY HOSPITAL PROJECT (continued)

Prior to the implementation of the Repositioning Plan, the County bore all risks, financial and operational, associated with the Hospital. Studies undertaken by consultants to the County advised that future reimbursement-related risks, together with other operational issues associated with a County-owned and operated healthcare institution, warranted (i) a transfer of the Hospital to the Authority and (ii) a contract between the Authority and a private firm for the management and operation of the Hospital by the latter for profit. The Repositioning Plan for the Hospital called for a re-allocation of not only the financial risks, but also the potential benefits, associated with the operation of the institution, with the Manager assuming virtually all operational risks in exchange for the ability to earn all profits from the operation of the Hospital. Former County responsibilities that were (under the Repositioning Plan) affirmatively delegated by the Authority to Solomon (and Bergen Regional Medical Center, L.P. as its successor and as the Manager) (under the Authority Lease and Operating Agreement) include, but are not limited to:

- (1) the “absolute obligation and the unconditional authority to manage and control all phases of the operation, maintenance and administration of Bergen Pines in accordance with all Applicable Laws and at the Manager’s expense, except with respect to Capital Improvements (Section 3.3, 3rd Paragraph);
- (2) the responsibility (at its sole cost and expense) for hiring, compensating, supervising, disciplining and terminating all employees required to operate the Hospital in accordance with the terms and conditions of the Authority Lease and Operating Agreement (Section 3.3(d));
- (3) the obligation to purchase and control all equipment, supplies and services necessary for the operation by it of the Hospital (Section 3.3(g));
- (4) the obligation to “operate, maintain, repair and replace the facilities and equipment comprising the Bergen Pines Real Property and the Bergen Pines Business Assets (at the sole cost and expense of the Manager, except to the extent of Capital Improvements) in such manner and in such condition so that Bergen Pines complies with all Applicable Laws (Section 3.3(t));
- (5) the responsibility for paying “all operating expenses of the Hospital (Section 3.3(m)); and
- (6) the responsibility to “prepare and submit (on behalf of the BCIA) all invoices and other documentation necessary to collect all revenues that are due to the BCIA for services provided at Bergen Pines, from the Medicaid and Medicare programs (or any successor programs thereof), the Social Security Administration, private insurance companies and from all other payers”, which “moneys shall be deposited into the BCIA’s account (Section 3.3(v)).

COUNTY OF BERGEN
NOTES TO FINANCIAL STATEMENTS
DECEMBER 31, 2014 AND 2013

NOTE 16. BERGEN PINES COUNTY HOSPITAL PROJECT (continued)

The Authority (BCIA) issued Taxable Project Notes totaling \$27,000,000 to finance the acquisition by the Authority of a leasehold interest in the Hospital pursuant to the County/Authority Agreement, and related costs. Upon issuance of the Notes, a portion of the proceeds of the Notes was: (1) paid over by the Authority, partially to the County and partially to an escrow fund for the payment of debt service on certain tax-exempt general obligation bonds of the County which were issued to finance costs associated with the Hospital, in each case as partial consideration for the acquisition of such leasehold interest (the remaining consideration to be paid periodically over the term of the County/Authority Agreement); (2) used by the Authority for payment of operating expenses relating to the Hospital; and (3) used to pay costs of issuing the Notes.

At maturity of the Taxable Project Bonds, a new Project Note for \$27,000,000 was issued at 5.33% interest and matured March 7, 2000. On March 7, 2000, the Authority issued County Guaranteed Taxable Project Bonds in the amount of \$28,000,000 with a maturity date of March 17, 2017, with interest rates ranging from 7.17% to 7.77%. The proceeds of said Bonds were used (1) to retire the Project Note, (2) to permanently finance the acquisition by the Authority of the leasehold interest in the Bergen Pines Real Property and the Bergen Pines Business Assets, (3) to generate new funds of \$1,000,000 to finance the cost of the acquisition and construction of various Capital Improvements to the Hospital, (4) to provide working capital for the Authority (including amounts in respect to certain reductions in Medicaid payments attributable to previous Medicaid overpayments), and (5) for the costs of issuance.

The outstanding \$16,270,000 Series 2000 taxable bonds were refunded in 2010 with interest rates ranging from 1.414% TO 3.532% and having a final maturity on March 15, 2017.

Although the Authority, as the holder of the license for the operation of the Hospital is (under Section 3.9 of the Authority Lease and Operating Agreement) entitled to receive all revenues (from all revenue sources) derived from the operation by the Manager (at its sole cost and expense) of the Hospital, the Authority is in turn obligated (under the terms of Section 5.1 and Section 5.2 of the Authority Lease and Operating Agreement) to pay over unto the Manager (as the for-profit independent contractor Manager) all moneys received by the Authority (as the license holder) as the result of the operation by the Manager of the Hospital, such moneys to be paid in the form of (1) a Management Fee in the amount of \$9,000,000 per month and (2) all Additional Revenues (defined as "any Cash Receipts received by [the Authority] during a given month that exceed the Management fee for such month"). Using all such moneys received by it from the Authority, the Manager is (under the terms of Section 3.3 (3rd Paragraph) and Section 3.3(m) of the Authority Lease and Operating Agreement) required to pay all operating expenses in connection with the management, administration, operation and maintenance by it of the Hospital.

COUNTY OF BERGEN
NOTES TO FINANCIAL STATEMENTS
DECEMBER 31, 2014 AND 2013

NOTE 16. BERGEN PINES COUNTY HOSPITAL PROJECT (continued)

As the ultimate recipient from the Authority of all cash receipts (in the form of the Management Fee and all Additional Revenues) derived from the operation by the Manager of the Hospital, the Manager (as the lessee of the Bergen Pines Real Property and the Bergen Pines Business Assets and as the successor to Solomon) is in turn required under Section 2.3 and Section 9.29 (as amended), respectively, of the Authority Lease and Operating Agreement (1) to pay rent to the Authority in the form of Fixed Annual Rent (the original annual amount was \$5,200,000 and the same is escalating annually at 50% of the annual percentage increases in the CPI) and (2) to make an annual reimbursement payment on account of the cost to the Authority of administering and implementing the Authority Lease and Operating Agreement (the "Manager's Annual Administrative reimbursement"). This payment was revised in 2001 to \$300,000, escalating annually by 50% increases in the CPI. (Section 9.29, as amended).

The moneys to which the Authority is entitled on account of Fixed Annual Rent are, together with repayments by the Manager under the hereinafter defined Working Capital Loan, paid over by the Manager to a revenue agent which is required to allocate the first portion of said moneys to the trustee on account of debt service on the BRMC Bonds, with all residual moneys (after provision for payment to the Authority of such of the Authority's operating expenses as are not covered by the Manager's Annual Administrative Reimbursement) transferred by the revenue agent to the County on account of the lease payment required to be made by the Authority to the County under the County Lease.

The Authority has also entered into an interlocal services arrangement with the County to provide administrative and fiscal services to the Authority.

There is in existence (under a Promissory Note dated March 1998 from Solomon to the Authority) an accounts receivable loan by the Authority to the Manager under which there is due from the Manager to the Authority the sum of \$27,124,445 ("Accounts Receivable Loan"). That amount is the actual amount of revenues which were earned by the County as the result of its operation of the Hospital prior to March 15, 1998, but which were collected by the Manager on behalf of the Authority from and after March 15, 1998 and paid over to the Manager as a portion of Additional Revenues. The Accounts Receivable Loan matures on March 14, 2020, which is three (3) years after the Lease Term Closing Date (March 14, 2017) under the Authority Lease and Operating Agreement. The Accounts Receivable Loan is non-interest bearing through March 14, 2014. From and after March 15, 2014 to maturity, interest shall accrue at 50% of the increase in the CPI for the prior Loan Year and such interest shall be paid on March 15 of each subsequent Loan Year for interest accrued with respect to the prior Loan Year.

COUNTY OF BERGEN
NOTES TO FINANCIAL STATEMENTS
DECEMBER 31, 2014 AND 2013

NOTE 16. BERGEN PINES COUNTY HOSPITAL PROJECT (continued)

Certain types of Capital Improvement projects at the Hospital are the responsibility of the County or the Authority under the terms of Section 2.9 of the Authority Lease and Operating Agreement. The Authority, on behalf of the County, issued \$2,800,000 of County Guaranteed Bonds in calendar year 2003 for various capital projects at the Hospital. Under Section 2.12, as amended, of the Authority Lease and Operating Agreement the Manager is required to pay for at least \$200,000 of Discretionary Improvements at the Hospital each full calendar year, Discretionary Improvements being improvements which are provided by the manager at the Manager's sole cost and expense under Section 2.7 of the Authority Lease and Operating Agreement and do not constitute Maintenance, Repair or Replacement Items and /or Capital Improvements. Again on November 1, 2008, the County issued taxable bonds in the amount of \$11,726,000, to finance various improvements at the Hospital.

In September 2001, the Manager filed litigation against the Authority in the Superior Court of New Jersey, Law Division, Bergen County, by which the Manger asserted its "Prisoner Care Claims."

The Manager was claiming that the Authority was liable to the Manager on account of costs which had been incurred by the Manager in providing treatment and/or services to inmates of the County Jail and had not been reimbursed by the County to the Manager. The Authority named the County as a Third Party Defendant in connection with the Manager's Prisoner Care Claims.

The Manager's Prisoner Care Claims against the Authority and the Authority's third-party claims against the County arising therefrom were settled and dismissed pursuant to the Global Settlement Agreement under which the County agreed to pay (and did pay) the Manager fees certain and the Manager agreed to amend Section 3.10 of the Authority Lease and Operating Agreement so as:

- (a) To cause the County to be responsible to compensate the Manager (within 60 days after the receipt by the County of the Manager's invoices) in accordance with the applicable N.J. Medicaid Guidelines and DRG, as published in N.J.A.C. Title 10, Chapter 10 (the "Medicaid Rules"), for the "actual costs" of the Manager's providing at Bergen Pines services to:
 - (i) "Inmates" of the Bergen County Jail;
 - (ii) "State" inmates;
 - (iii) Patients brought to the Hospital by municipal police officers (or other local law enforcement units) rather than Sheriff's officers;
 - (iv) Inmates for whose services another reimbursement source or third party payer made a partial payment for services; and

COUNTY OF BERGEN
NOTES TO FINANCIAL STATEMENTS
DECEMBER 31, 2014 AND 2013

NOTE 16. BERGEN PINES COUNTY HOSPITAL PROJECT (continued)

- (v) Patients for whom a court ordered either a psychiatric evaluation or a commitment or any other medical treatment or diagnostic service; such compensation by the county to be considered an outside source of revenue and not to be deposited into the Authority's operating account; provided, however, that the Manager shall be required to seek all available reimbursement for the cost of its care to inmates, provided that the County takes all necessary actions, including (a) any necessary pre-certifications or other pre-admission approvals (including pre-certification of State prisoners/inmates), (b) full cooperation with the Manager and (c) provision of all necessary information to the Manager on a timely basis, and

- (b) To cause the Manager (as a regional provider of Psychiatric Services and at the request of the BCIA) to provide psychiatric treatment and/or services for inmate residents at other counties' jails and at New Jersey State Correctional Facilities, provided, however, that (notwithstanding the other provisions of Section 3.10 pursuant to which the County is required to pay for the Manager's rendering of services to inmates) the costs of providing such psychiatric treatment to such out-of-county inmates (including the costs associated with security) shall be the sole responsibility of the Manager and all revenues deriving from such services shall be paid to and retained by the Manager; and provided further that the Manager need not provide such services if the Manager's cost of providing same (including the costs of security) exceeds the revenues received for such services.

NOTE 17. INMATE MEDICAL SERVICES

Billings for inmate medical services rendered to a prisoner in the Bergen County Jail is ultimately the responsibility of the County. The hospital is responsible to use its best efforts to collect amounts due from any source at the earliest possible date and to the greatest extent practicable (as permitted under applicable law). Additionally, a review of each bill is managed through an outside consultant in order to determine the reasonability of service. Due to this extensive process, the County cannot determine its liability until the process is complete, thus the County treats these billings on a pay-as-you-go basis, charging its current year appropriations.

NOTE 18. RISK MANAGEMENT

The County is exposed to various risks of loss related to general liability, automobile coverage, damage and destruction of assets; errors and omissions; injuries to employees; and natural disasters. The County established a self-insurance program in accordance with the New Jersey Statute Chapter 40A:10. The Chapter enables the governing body of any local unit to create a fund to provide insurance coverage for its exposure to a wide variety of property casualty risks, including:

- Property damage caused to any of the unit's property, motor vehicles, equipment or apparatus.

**COUNTY OF BERGEN
NOTES TO FINANCIAL STATEMENTS
DECEMBER 31, 2014 AND 2013**

NOTE 18. RISK MANAGEMENT (continued)

- Liability resulting from the use or operation of such motor vehicles, equipment, or apparatus.
- Liability for the unit's negligence, including that of its officers, employees, and servants.
- Workers' compensation obligations.
- Health benefits, dental and prescription

The County self-insures for its automobile, general liability, and workers' compensation exposures. The County has purchased excess health benefit coverage for losses in excess of \$150,000. Additionally, the County maintains insurance policies covering property, fire, water utility, boiler and machinery, and employee fidelity. Various deductibles, limits, and coinsurance provisions apply to these policies.

For the years ended December 31, 2014 and 2013, the County has expended a total of \$73,965,631 and \$71,446,559 for the above programs. Post-employment health benefits are also included for eligible retirees.

During the year ended December 31, 2001, the County authorized \$15,115,000 in debt to help fund this reserve in accordance with an actuarial study. In 2002, the County issued a Note to fund this insurance reserve. On September 30, 2003, the County, through the Improvement Authority, issued \$17,915,000 Taxable Project Revenue Bonds, Series 2003B. Of this amount, \$15,115,000 was used to permanently finance this reserve for the County.

New Jersey Unemployment Compensation Insurance – The County has elected to fund its New Jersey Unemployment Compensation Insurance under the “Benefit Reimbursement Method”. Under this plan, the County is required to reimburse the New Jersey Unemployment Trust Fund for benefits paid to its former employees and charged to its account with the State. The County is billed quarterly for amounts due to the State. The following is a summary of County contributions, employee contributions, reimbursements to the State for benefits paid and the ending balance of the County's trust fund for the current and previous two years:

December 31,	Interest Earnings/County or Employee Contributions	Amount Reimbursed	Ending Balance
2014	\$ 551,323	\$ 486,319	\$ 763,712
2013	831,201	497,640	698,708
2012	926,309	1,029,779	365,147

COUNTY OF BERGEN
NOTES TO FINANCIAL STATEMENTS
DECEMBER 31, 2014 AND 2013

NOTE 19. POST RETIREMENT BENEFITS

PLAN DESCRIPTION

The County of Bergen provides lifetime medical benefits to County employees who retire under the following conditions:

- After twenty-five years of State pension membership; or
- Upon a disability retirement

Employees who do not meet the above requirements and retire after age 60 may purchase coverage for themselves and their dependents through direct billing.

Eligible retirees are provided several medical benefit plans to select from. Their selections can be changed during open enrollment periods. Members who become Medicare eligible must enroll in both Part A and Part B in order to maintain eligibility in the County plan. For retirees with 25 years of services, Part B premiums are reimbursed by the County.

Dependents of retirees are covered until the death of the retiree, however, dependent spouses may continue coverage through direct billing of the retiree. Parks Department spouses maintain coverage at no cost.

The number of retirees receiving retiree benefits as of December 31, 2013, the effective date of the biannual Other Post-Employment Benefit, herein referred to as "OPEB", valuation is 1,303. Of these, 734 retirees retain dependent or spousal coverage. Active employees number 2,029 of whom 220 are eligible to retire as of the valuation date. There have been no significant changes in the number of covered retirees or type of coverage since the valuation date.

FUNDING POLICY

The County currently accounts for these post retirement benefits on a pay-as-you-go basis.

ACTUARIAL VALUATION RESULTS

The Actuarial Accrued Liability for current retirees and for current active employees for a total accrued liability (unfunded) of \$721,286,004 as of December 31, 2013.

Summary of Valuation Results – December 31, 2013 – Per Actuarial Valuation (in thousands)

Actuarial Accrued Liability*	\$721,286
Normal Cost	144,267
Discount Rate	4.5%

*This amount is calculated by subtracting the Assets and Normal Cost and adding Benefit Payments with interest to Actuarial Accrued Liability to account for the end of the year valuation date.

COUNTY OF BERGEN
NOTES TO FINANCIAL STATEMENTS
DECEMBER 31, 2014 AND 2013

NOTE 19. POST RETIREMENT BENEFITS (continued)

ACTUARIAL ASSUMPTIONS AND METHODS

Demographic assumptions were selected based upon those used by the State Division of Pensions and Benefits in calculating pension benefits taken from its July 1, 2013 actuarial report prepared by its outside consultant.

The actuarial cost method utilized for the County's actuarial valuation is the Projected Unit Credit method. It is an acceptable method under GASB Statement 45 and is a method whereas an actuarial accrued liability is determined as the actuarial present value of the portion of projected benefits which is allocated to service before the current plan year. In addition, a normal cost is determined as the actuarial present value of the portion of projected benefits which is allocated to service in the current plan year for each active participant under the assumed retirement age. The normal cost amount is expected to increase annually at the discount rate, currently 4.50%. In addition, the asset valuation method is not applicable, as the plan is currently unfunded.

NOTE 20. OPEN SPACE, RECREATION, FARMLAND, AND HISTORIC PRESERVATION TRUST FUND

The County has established a Trust Fund in which the County will retain 70% of the fund to acquire land, improve recreation facilities, and preserve farmland and historic areas throughout Bergen County, with the remaining 30% to assist municipalities to acquire and improve outdoor recreation facilities.

The County will raise up to one cent per \$100 of total County equalized real property valuation during each of the next five years to fund this Trust.

During 1999 the County established a Trust Fund for the above. As of December 31, 2014 and 2013, the fund had a balance of \$37,502,380 and \$38,311,842, respectively.

Included in the balance as of December 31, 2014 and 2013, is \$22,232,603 and \$29,233,553 in contracts payable set aside for various municipalities in the County.

NOTE 21. OVERPECK PARK

The County of Bergen owns Overpeck County Park, which had been a municipal sanitary landfill from 1952 to 1975. Four hundred acres of the site remain undeveloped. The site was conveyed to the County by the Village of Ridgefield Park, Township of Teaneck, Borough of Leonia, Borough of Palisades Park and City of Englewood for the purpose of development as a public park. The site to be developed includes land in Ridgefield Park, Teaneck, Leonia and Palisades Park.

COUNTY OF BERGEN
NOTES TO FINANCIAL STATEMENTS
DECEMBER 31, 2014 AND 2013

NOTE 21. OVERPECK PARK (continued)

The County entered into an amended final judgment on October 1, 2002 that requires the redevelopment of portions of the site by September 30, 2009. The natural forces of erosion have caused the site to deteriorate. It is necessary to close the landfill under present D.E.P. requirements to develop the park facilities in the future.

The County, through a grant agreement with the Bergen County Improvement Authority (the "BCIA") has transferred the responsibility for the closure and redevelopment of the landfill to the BCIA. As part of this agreement, the BCIA issued Notes in the amount of \$12,000,000. Such debt is cross collateralized by the County with its full faith and credit pursuant to N.J.S.A. 40:37A-80.

Pursuant to the Agreement, within 45 days of the issuance of the \$12,000,000 Bond or Note, the BCIA paid \$8,500,000 to the County as a first licensing fee payment (which has been included as a revenue in the County's 2003 Budget). On September 8, 2005 the BCIA permanently financed these notes and issued a \$12,000,000 Taxable Revenue Bond, Guaranteed by the County.

Under the terms of the Agreement, the balance of the funds was used for all expenses relating to the project. Included in these costs is a \$2,500,000 payment to the municipalities (part of the court order). The remaining \$1,000,000 is made up of capitalized interest for two years (Note interest) engineering and licensing costs (NJDEP) and usual costs of issuance.

An analysis of the cost estimates for the closure and post closure of the landfill was performed. The report, which was received in April, 2008, estimated the total costs of closure to be \$10,800,000 and the estimated post closure cost for 30 years to be \$9,800,000.

As of December 31, 2010 and 2009, the BCIA has accrued costs of \$15,661,508 and \$15,074,005, respectively, based on a percentage of the capacity of the landfill filled as of that date. The County, as the party ultimately responsible for funding these costs, is liable to the BCIA for the full amount of these accrued costs and has recognized this obligation on the books of its General Capital Fund. The County has adopted Ordinances 06-35, 07-73 and 08-48 and 10-16, to which the closure and post-closure costs were charged in full amount of the liability to the BCIA. As of December 31, 2011, the County has no liability to the BCIA for Overpeck Park Closure and post-closure costs.

In addition, refer to Note 2 of these notes to financial statements for a description of the \$7,383,149 New Jersey Environmental Infrastructure Trust Loan awarded to the County for expenses related to the landfill. The loan finances, in part, Ordinance 06-35.

COUNTY OF BERGEN
NOTES TO FINANCIAL STATEMENTS
DECEMBER 31, 2014 AND 2013

NOTE 22. PENDING LITIGATION

The County is a defendant in various lawsuits, none of which is unusual for a County of its size and should be covered by the County's insurance program or by the County directly and which may be settled in a manner satisfactory to the financial stability of the County. Some of the more significant lawsuits are described briefly as follows:

A. Shirley Williams v. Bergen County, et al

The matter is venued in the United States District Court, District of New Jersey in Newark and was served on February 22, 2013. This is a claim by the mother of Malik Williams, who was involved in an incident on December 10, 2011 which resulted in Mr. Williams being shot and killed by an officer employed by the Bergen County Police Department and an officer employed dispositions and preparation of expert reports. The Notice of Claim that was filed references a claim for damages in the amount of one hundred and fifty million dollars (\$150,000,000) for civil rights violations.

B. Auriemma v. The County of Bergen

This matter is venued in the Superior Court of New Jersey, Bergen County. This is a claim by a former employee of the Department of Human Services who alleges that she was harassed by a fellow employee who is no longer employed by the County of Bergen. Ms. Auriemma is also no longer employed by the County. To date, a settlement demand has been made of \$500,000. A trial date is scheduled for June 1, 2015.

C. Janowski v. County of Bergen

This case involves a bicyclist suing for an alleged defective/dangerous road condition which allegedly resulted in personal injuries. An answer to the complaint has been filed and this matter is in the middle stages of discovery. A one million (\$1,000,000) demand has been made to date.

D. Carney v. Bergen County Police Department, County of Bergen, Uwe Malakas and Brian Higgins

The plaintiff is an employee of the Bergen County Police Department. He is alleging New Jersey Conscientious Employee Protection Act and New Jersey Civil Rights Act violations and is demanding a promotion to Lieutenant plus \$450,000. This case was settled for \$350,000.

E. Musso v. County of Bergen

This case involves a claim by a former employee who served as the Acting Director of Community Development for the County of Bergen. Plaintiff claims that she was a "whistleblower" as a result of reporting what she perceived as irregularities with regard to grant funded employment positions within her department. Discovery has been completed in this matter and a trial date was set for October 20, 2014. An initial demand of \$900,000 was made by Plaintiff's counsel. This case was settled on January 28, 2015 for \$300,000.

COUNTY OF BERGEN
NOTES TO FINANCIAL STATEMENTS
DECEMBER 31, 2014 AND 2013

NOTE 22. PENDING LITIGATION (continued)

F. Sidieras v. Bergen County, et al.

This matter is venued in the U.S. District Court, District of New Jersey, in Newark. A prior Motion to Lift a Stay and Amend the Complaint was made on February 17, 2014. This is a class action alleging that since March 2006, the Bergen County Jail has had an unlawful policy violating the Constitution, which requires strip searching of all individuals who enter the Bergen County Jail, regardless of the purpose of their detention. They claim that as a result of a recent U.S. Supreme Court decision, it remains unconstitutional to strip search minor offenders yet to be seen by a Judge or to enter the general jail population. Since recently restored, this matter is still in the early discovery stages. No demand has been made to date.

G. Schochet v. County of Bergen

This matter is venued in Bergen County Superior Court. Community Transportation vehicle collided with plaintiff vehicle. Discovery is ongoing. Plaintiff is alleging multiple injuries and outstanding Medicare lien. No demand has been made to date.

H. Piserchia v. County of Bergen

This matter is venued in the United States District Court, District of New Jersey in Newark and was allegedly served on May 9, 2013. This is a claim by an individual alleging civil rights violations arising out of a police chase and shooting. This matter is in the early discovery stage. No depositions or preparation of expert reports to-date. The plaintiff demands in excess of one million dollars (\$1,000,000).

NOTE 23. PROPERTY TAX CALENDAR

Property tax revenues are collected, from individual municipalities, in quarterly installments due February 15, May 15, August 15, and November 15. The amount of tax levied includes the amount required in support of the County's annual budget. The County has a 100% collection rate. The County's tax levy for December 31, 2014 and 2013 was \$370,968,807 and \$371,021,714, respectively.

NOTE 24. PROPERTY AND EQUIPMENT ACQUIRED BY SUBGRANTEES

The U.S. Department of Housing and Urban Development (HUD) requires the County to record the value of property and equipment acquired by subrecipients with Community Development Block Grant (CDBG) funds (CFR, 24 Part 85, Sections 85.31 and 85.32). The County does not hold title to this property and equipment, nor is this property and equipment considered to be County assets. Should the subrecipients sell or dispose of this property and equipment, the proceeds are due the County to be reprogrammed for other purposes.

**COUNTY OF BERGEN
NOTES TO FINANCIAL STATEMENTS
DECEMBER 31, 2014 AND 2013**

NOTE 24. PROPERTY AND EQUIPMENT ACQUIRED BY SUBGRANTEES (continued)

Exceptions are for property and equipment valued at \$5,000 or less or held for 20 years or more. The estimated value of property and equipment acquired with CDBG funds as of December 31, 2014 and 2013 are \$28,245,654 and \$28,245,654, respectively, based upon information provided by the subgrantee.

NOTE 25. MORTGAGES RECEIVABLE

The County operates a Home Improvement Program through its Community Development Block Grant. Qualified homeowners apply for lines of credit, and improvement loans against these lines of credit are secured by mortgages on the improved property. Mortgage payments by homeowners are considered program income.

NOTE 26. SUBSEQUENT EVENTS

A subsequent event is an event or transaction occurring after the balance sheet date, but before the financial statements are either issued or available to be issued. A review of County operating activity has been performed to identify events that provide evidence about conditions that did not exist as of the balance sheet date; instead, they arose subsequent to that date.

On April 1, 2015, the County issued Bonds - \$83,320,000 General Obligation Refunding Bonds, Series 2015, consisting of \$58,690,000 General Improvement Refunding Bonds, Series 2015, \$14,540,000 Special Services/Vocational School Refunding Bonds, Series 2015 pursuant to the New Jersey School Bond Reserve Act, 1980 N.J. Laws c. 72, as amended, \$1,935,000 County College Refunding Bonds, Series 2015, \$1,935,000 State Aid County College Refunding Bonds, Series 2015 pursuant to the County College Bond Act, 1971 N.J. Laws c. 12, as amended and \$6,220,000 County Hospital Refunding Bonds, Series 2015. The bonds mature on October 15, 2015 through 2023 with interest rates ranging from 1.00% to 5.00%.

NOTE 27. RETROACTIVE RESTATEMENT DUE TO UPDATED FIXED ASSET SCHEDULE

During 2014, the County's fixed asset report was updated to reflect adjustments not made prior to the issuance of the December 31, 2013 audit report. The County's fixed asset report had not been updated since 2004. When reviewing the 2000 report, it was discovered that land parcels and buildings did not have documentation to support the historical values. Also, machinery and equipment has been reduced for assets that are no longer in service. The following adjustments have been made to the General Fixed Assets Group as of December 31, 2013.

	<u>Balance</u> <u>Dec. 31, 2013</u>	<u>Restatement</u>	<u>Balance</u> <u>Dec. 31, 2014</u>
Land	\$525,654,588	\$442,567,212	\$968,221,800
Building and Improvements	291,144,118	81,988,692	373,132,810
Machinery and Equipment	<u>101,213,782</u>	<u>(49,789,924)</u>	<u>51,423,858</u>
	<u>\$918,012,488</u>	<u>\$474,765,980</u>	<u>\$1,392,778,468</u>

COUNTY OF BERGEN

SUPPLEMENTARY DATA

COMPARATIVE STATEMENT OF OPERATIONS AND CHANGES IN
FUND BALANCE - CURRENT FUND

	Year 2014		Year 2013	
	Amount	Percent (%)	Amount	Percent (%)
Revenue and other income realized:				
Fund balance utilized	\$ 17,900,000	3.33%	\$ 18,000,000	3.30%
Miscellaneous from other than tax levies	149,219,981	27.73%	156,225,555	28.65%
Collection of current tax	370,968,807	68.94%	371,021,714	68.05%
	<u>538,088,788</u>	<u>100.00%</u>	<u>545,247,269</u>	<u>100.00%</u>
Expenditures:				
Budget	520,383,277	99.62%	522,470,460	100.00%
Other	1,970,000	0.38%	9,013	0.00%
	<u>522,353,277</u>	<u>100.00%</u>	<u>522,479,473</u>	<u>100.00%</u>
Excess in revenue	15,735,511		22,767,796	
Fund balance, January 1	<u>34,825,209</u>		<u>30,057,413</u>	
	50,560,720		52,825,209	
Less: utilized as budget revenue	<u>17,900,000</u>		<u>18,000,000</u>	
Fund Balance, December 31	<u>\$ 32,660,720</u>		<u>\$ 34,825,209</u>	

Valuation of Real Property, Personal Property, Net Valuation Taxable and County Tax Rate Base

		Assessed Valuation of Real Property	Assessed Valuation of Personal Property	Net Valuation Taxable	County Tax Base	
					Equalized Valuation of Real and Personal Property	Tax Rate per \$100
2014	\$	153,594,781,884	97,873,837	153,692,655,721	162,301,130,131	0.2312
2013		154,120,620,960	129,981,494	154,250,602,454	165,008,934,260	0.2273
2012		156,257,035,229	220,570,599	156,477,605,828	168,748,014,772	0.2178
2011		159,282,506,684	265,906,193	159,548,412,877	173,258,537,441	0.2032
2010		159,201,628,355	285,137,988	159,486,766,343	183,412,099,706	0.1935

Comparison of Tax Levies and Collections Currently

A study of this tabulation could indicate a possible trend in future tax levies. A decrease in the percentage of current collection could be an indication of a probable increase in future tax levies.

Year	Tax Levy	Currently	
		Cash Collections	Percent of Collections
2014	\$ 370,968,807	370,968,807	100.00%
2013	371,021,714	371,021,714	100.00%
2012	358,524,718	358,524,718	100.00%
2011	351,980,788	351,980,788	100.00%
2010	352,741,119	352,741,119	100.00%

Comparative Schedule of Fund Balance

Year	December 31,	Utilized in
		budget of succeeding year
Current Fund	2014	\$ 32,660,720
	2013	34,825,209
	2012	30,057,413
	2011	27,032,431
	2010	25,734,261
		18,500,000
		17,900,000
		18,000,000
		18,325,000
		18,575,000

COUNTY OF BERGEN

SUPPLEMENTARY

OFFICIALS IN OFFICE AND SURETY BONDS

The following Officials were in office during the period under audit:

<u>Name</u>	<u>Title</u>	<u>Amount of Bond</u>
Kathleen A. Donovan	County Executive	
David L. Ganz	Freeholder, Chairman	
Maura DeNicola	Freeholder	
John A. Felice	Freeholder	
Steven A. Tanelli	Freeholder	
James J. Tedesco III	Freeholder	
Joan M. Voss	Freeholder	
Tracy Silna Zur	Freeholder	
Michele Dilorgi	Clerk of the Board	
James X. Sattely Jr., Esq.	County Counsel	
John S. Hogan	County Clerk	\$ 50,000 (A)
Michael R. Dressler	Surrogate	\$ 50,000 (B)
Leo P. McGuire	Sheriff	\$ 50,000 (B)
Joseph Luppino	County Treasurer/Chief Financial Officer	\$ 1,000,000 (A)

(A) Selective Insurance Company of America

(B) Western Surety Company

All bonds were examined and properly executed.

COUNTY OF BERGEN
 SCHEDULE OF CASH AND CASH EQUIVALENTS - TREASURER
 CURRENT FUND
 FOR THE YEAR ENDED DECEMBER 31, 2014

Balance: December 31, 2013		\$	71,172,229
Increased by:			
2014 Tax Levy	\$	370,968,807	
Revenue Accounts Receivable		101,117,066	
Due from State - Special Election		2,769,397	
Miscellaneous Revenue Not Anticipated		10,376,549	
Other Reserves		139,791,752	
Interfunds		28,869,156	
Reserve for Grants - Unappropriated		187,761	
Added/Omitted Collected		651,890	
Prepaid County Taxes		<u>236,373</u>	
			<u>654,968,751</u>
			726,140,980
Decreased by:			
Budget Appropriations	\$	471,836,245	
Other Reserves		138,988,009	
Imprest and Change Funds		39,198	
Interfunds		33,898,606	
Appropriation Reserves		17,780,861	
Contracts Payable		<u>6,846,505</u>	
			<u>669,389,424</u>
Balance: December 31, 2014		\$	<u><u>56,751,556</u></u>

COUNTY OF BERGEN
SCHEDULE OF IMPREST AND CHANGE FUNDS

CURRENT FUND

FOR THE YEAR ENDED DECEMBER 31, 2014

	Balance, December 31, 2013	Funds Established	Funds Returned Cash	Balance, December 31, 2014
Division of Special Transportation	\$	200	200	
Office of County Counsel		750	750	
Division of County Police		500	500	
Division of Data Processing Department		150	150	
Division of Public Safety Education		400	400	
General Services Department		400	400	
Health Department		600	600	
Division of Mental Health-Network		1,000	1,000	
Intergovernmental Relations Admin. Research		200	200	
Bergen County Jail Annex		400	400	
Medical Examiner		250	250	
Mosquito Control		200	200	
Office on Aging		500	500	
Division of Planning Board		200	200	
Prosecutor's Office		1,000	1,000	
Planning & Contract		300	300	
Division of Operations - DPW		200	200	
Sheriff's Office		500	500	
Superintendent of Elections		100	100	
Superintendent of Schools		100	100	
Parks' Office		700	700	
Office for Children		250	250	
Family Guidance		1,500	1,500	
Emergency Management		150	150	
Board of Elections		200	200	
Alternative to Domestic Violence		300	300	
Office on Disabled		150	150	
Central Municipal Court		100	100	
Treasurer's Petty Cash		30,000	30,000	
County Clerk - Registry	100			100
County Clerk - Naturalization Office	10			10
Animal Shelter - Change Fund	25			25
County Clerk - General	200			200
Darlington Park		1,000	1,000	
Rockleigh Golf Course		1,500	1,500	
Orchard Hill Golf Course		750	650	100
Overpeck Golf Course - Change Fund	1,310			1,310
Darlington Golf Course	200	1,000	1,000	200
Golf Reg/Gift Certificates - Change Fund	125			125
Surrogate's Court Fees - Change Fund	100			100
Bus-Pass Change Fund	100			100
Central Municipal Court - Change Fund	300			300
Parks - ZOO		2,500	2,500	
Valley Brook Golf Club		1,000	1,000	
	\$ 2,470	49,050	48,950	2,570

Due from Treasurer \$ 9,752
Cash 39,198

\$ 48,950

COUNTY OF BERGEN
 SCHEDULE OF DUE FROM STATE - SPECIAL ELECTION
 CURRENT FUND
 FOR THE YEAR ENDED DECEMBER 31, 2014

Balance: December 31, 2013	\$	2,435,465
Increased by:		
Special Election Expenses		<u>333,932</u>
		2,769,397
Decreased by Collections:		
State Reimbursements	\$	<u>2,769,397</u>

SCHEDULE OF ADDED AND OMITTED TAXES
 CURRENT FUND
 FOR THE YEAR ENDED DECEMBER 31, 2014

Balance: December 31, 2013	\$	381,938
Increased by:		
2013/2014 Levy		<u>539,904</u>
		921,842
Decreased by Collections:		
Cash Receipts	\$	651,890
Prepaid County Taxes Applied		<u>269,952</u>
	\$	<u>921,842</u>

COUNTY OF BERGEN
SCHEDULE OF MISCELLANEOUS RECEIVABLE
CURRENT FUND
FOR THE YEAR ENDED DECEMBER 31, 2014

Balance: December 31, 2013	\$	26,704
Increased by:		
Due from Vendors	\$	4,089
Treasurer's Petty Cash		9,752
		13,841
Decreased by:		
Treasurer's Petty Cash		4,730
Balance: December 31, 2014	\$	35,815

Analysis of Balance

Due from Vendors	\$	26,063
Treasurer's Petty Cash		9,752
	\$	35,815

SCHEDULE OF BERGEN PINES ACCOUNTS RECEIVABLE

CURRENT FUND

FOR THE YEAR ENDED DECEMBER 31, 2014

Balance: December 31, 2013	\$	27,135,126
Decreased by:		
Prior Period Adjustment		182
Balance: December 31, 2014	\$	27,134,944

COUNTY OF BERGEN

SCHEDULE OF INTERFUNDS

CURRENT FUND

FOR THE YEAR ENDED DECEMBER 31, 2014

	Balance, December 31, <u>2013</u>	<u>Increased</u>	<u>Decreased</u>	Balance, December 31, <u>2014</u>
Federal and State Grant Fund	\$ (273,373)	66,654,815	64,439,180	1,942,262
Other Trust Fund		1,268,597	1,268,597	
Prosecutor's Trust Fund		3,085,167	3,085,167	
Self Insurance Trust Fund		96,869	96,869	
Community Development Trust Fund		11,298,055	11,298,055	
General Capital Fund		2,081,326	454,481	1,626,845
	<u>(273,373)</u>	<u>84,484,829</u>	<u>80,642,349</u>	<u>3,569,107</u>
Due from		17,830,014	14,260,907	3,569,107
Due (to)	<u>(273,373)</u>	<u>66,654,815</u>	<u>66,381,442</u>	
	<u>\$ (273,373)</u>	<u>84,484,829</u>	<u>80,642,349</u>	<u>3,569,107</u>
			28,869,156	
		33,267,028	631,578	
Reimbursement for Expenses Paid		14,525,352	20,829,825	
Contracts Payable		1,268,597		
Interest Earnings		264,901		
Due to State - Grant Fund		277,332		
Grant Encumbrances		4,756,007		
Federal and State Grants		30,125,612	30,132,612	
Unappropriated Grants			179,178	
		<u>\$ 84,484,829</u>	<u>80,642,349</u>	

COUNTY OF BERGEN
SCHEDULE OF REVENUE ACCOUNTS RECEIVABLE
CURRENT FUND
FOR THE YEAR ENDED DECEMBER 31, 2014

	Balance December 31, 2013	Accrued in 2014	Collected in 2014	Balance December 31, 2014
<i>Local Revenues:</i>				
Register of Deeds	\$	2,043,386	2,043,386	
Surrogate		540,247	540,247	
Sheriff		2,131,698	2,131,698	
Interest on Investments and Deposits		565,095	565,095	
Park Fees and Revenue		8,525,351	8,525,351	
Realty Transfer Fees		6,514,598	6,514,598	
State of NJ Court Lease		119,174	119,174	
Election Ballot Printing		1,006,800	1,006,800	
Reimbursement from State of NJ for State Prisoners held in County Jails		30,895	30,895	
Bergen Regional Medical Center		240,000	240,000	
Police and Fire Academy Tuition		273,536	273,536	
Reimbursement for In-Kind Grants		1,859,324	1,859,324	
Animal Shelter Contracts		547,175	547,175	
Animal Center - Other Fees		129,669	129,669	
Shared Services Health Agreements		1,259,390	1,259,390	
Bergen County Health Care Center		8,713,472	8,713,472	
Shared Services Health Agreements - Kearny		60,000	60,000	
Shared Services Health Agreements - Passiac St.		583,330	583,330	
Interlocal - Prosecutor's Office MOU		36,075	36,075	
Interlocal - Interboro Regional Communication Network		290,000	290,000	
Total Local Revenues		<u>35,469,215</u>	<u>35,469,215</u>	
<i>State Aid:</i>				
County College Bonds		<u>2,162,215</u>	<u>2,162,215</u>	
<i>State Assumptions of Costs:</i>				
Social and Welfare Services (c.66, P.L. 1990):				
Division of Youth and Family Services		2,989,642	2,989,642	
Supplemental Social Security Income		1,534,154	1,534,154	
Psychiatric Facilities (c.73, P.L. 1990):				
Maintenance of Patients in State Institutions for				
Mental Diseases		6,672,455	6,672,455	
Mentally Retarded		29,047,170	29,047,170	
Board of County Patients in State and Other Intitutions				
- Current Years		19,748	19,748	
- Prior Years		180	180	
DDD Assessment Program		544,327	544,327	
Total State Assumptions of Costs		<u>40,807,676</u>	<u>40,807,676</u>	

COUNTY OF BERGEN
SCHEDULE OF REVENUE ACCOUNTS RECEIVABLE
CURRENT FUND
FOR THE YEAR ENDED DECEMBER 31, 2014

	Balance December 31, 2013	Accrued in 2014	Collected in 2014	Balance December 31, 2014
<i>Other Special Items:</i>				
Added and Omitted Taxes		921,832	921,832	
Capital Surplus		2,350,000	2,350,000	
Justice Center Parking		197,500	197,500	
Motor Vehicle Surplus - Trust Fund		2,800,000	2,800,000	
Bergen County Improvement Authority		1,723,640	1,723,640	
Shared Services Pension Agreement		372,893	372,893	
INS Inmates		6,603,080	6,603,080	
Public Health Priority Funding		2,737,997	2,737,997	
Shared Services - 911 Agreements		60,000	60,000	
Register of Deeds - P.L. 2001 C370		2,134,063	2,134,063	
Surrogate - P.L. 2001 C370		598,866	598,866	
Sheriff - P.L. 2001 C370		192,500	192,500	
Shared Services Police Services		297,044	297,044	
Medicare Part D Reimbursement		796,547	796,547	
Housing Authority Lease		186,000	186,000	
Interlocal - 911 Agreement- Lodi		251,000	251,000	
Interlocal - 911 Agreement- Ridgely		200,000	200,000	
Interlocal - 911 Agreement - Leonia		154,998	154,998	
Shared Services Police - Teterboro		100,000	100,000	
Total Other Special Items:		<u>22,677,960</u>	<u>22,677,960</u>	
\$		<u>101,117,066</u>	<u>101,117,066</u>	

COUNTY OF BERGEN
SCHEDULE OF 2014 TAX LEVY - REALIZED REVENUE
CURRENT FUND
FOR THE YEAR ENDED DECEMBER 31, 2014

Increased by:	
2014 Tax Levy	\$ <u>370,968,807</u>
Decreased by Collections:	
Cash Collection	\$ <u><u>370,968,807</u></u>

COUNTY OF BERGEN
 SCHEDULE OF 2013 APPROPRIATION RESERVES
 CURRENT FUND
 FOR THE YEAR ENDED DECEMBER 31, 2014

	Balance Dec. 31, 2013	Balance after Transfers and Encumbrances	Paid or Charged	Balance Lapsed
OPERATIONS:				
<i>Legislative Branch</i>				
Board of Chosen Freeholders:				
Salaries and Wages	\$ 327	327		327
Clerk of the Board:				
Salaries and Wages	9,388	9,388		9,388
Other Expenses	2,562	24,645	24,633	12
Total Legislative Branch	<u>12,277</u>	<u>34,360</u>	<u>24,633</u>	<u>9,727</u>
<i>Executive Branch</i>				
County Executive:				
Salaries and Wages	7,570	7,570		7,570
Other Expenses	2,523	4,310	4,140	170
Total County Executive	<u>10,093</u>	<u>11,880</u>	<u>4,140</u>	<u>7,740</u>
Department of Administration and Finance				
Division of Treasury:				
Salaries and Wages	105,726	105,726		105,726
Other Expenses	14,215	15,227	10,349	4,878
Division of Fiscal Operations:				
Salaries and Wages	6,165	6,165		6,165
Other Expenses	88,549	1,225,897	1,203,058	22,839
Division of Personnel:				
Other Expenses	12,222	12,931	1,173	11,758
Division of Purchasing:				
Salaries and Wages	8,661	8,661		8,661
Other Expenses	9,527	12,710	2,088	10,622

COUNTY OF BERGEN
 SCHEDULE OF 2013 APPROPRIATION RESERVES
 CURRENT FUND
 FOR THE YEAR ENDED DECEMBER 31, 2014

	Balance Dec 31, 2013	Balance after Transfers and Encumbrances	Paid or Charged	Balance Lapsed
Division of Information Technology:				
Salaries and Wages	4,646	4,646		4,646
Other Expenses	14,333	182,606	158,714	23,892
Division of Risk Management:				
Other Expenses	986,210	1,040,038	806,352	233,686
Health Benefits				
Workers' Compensation	46,314			
Central Municipal Court:				
Salaries and Wages	14,420	14,420		14,420
Other Expenses	12,856	17,261	5,971	11,290
Salary Adjustment	951	951		951
Termination Pay	71,171	1,171		1,171
Out-of-County College Reimbursement	80,550	80,550	2,505	78,045
Total Department of Administration and Finance	<u>1,476,516</u>	<u>2,728,960</u>	<u>2,190,210</u>	<u>538,750</u>
Department of Health				
Division of Public Health:				
Other Expenses	106,692	126,771	34,363	92,408
Bergen County Health Care Center:				
Salaries and Wages	80,456	80,456		80,456
Other Expenses	96,284	741,805	713,836	27,969
Division of Mental Health:				
Salaries and Wages	7,442	7,442		7,442
Other Expenses	1,879	2,950	1,523	1,427
Aid to Mental Health:				
Other Expenses	7,500	7,500		7,500
Public Health Priority Funding				
Other Expenses	1,379	11,916	621	11,295

COUNTY OF BERGEN
SCHEDULE OF 2013 APPROPRIATION RESERVES
CURRENT FUND
FOR THE YEAR ENDED DECEMBER 31, 2014

	Balance Dec. 31, 2013	Balance after Transfers and Encumbrances	Paid or Charged	Balance Lapsed
Interlocal Health Agreements:				
Other Expenses	4,863	5,071	1,438	3,633
Division of Animal Center:				
Salaries and Wages	83,817	83,817		83,817
Other Expenses	49,266	109,691	72,990	36,701
Total Department of Health	<u>439,578</u>	<u>1,177,419</u>	<u>824,771</u>	<u>352,648</u>
Department of Human Services:				
Division of Family Guidance:				
Salaries and Wages	106,404	106,403	522	105,881
Other Expenses	281,386	307,861	134,147	173,714
Division of Community Services:				
Salaries and Wages	169,858	169,858		169,858
Other Expenses	295,472	1,096,746	802,092	294,654
Division of Aging:				
Salaries and Wages	129,788	129,788		129,788
Other Expenses	165,117	189,489	133,589	55,900
Total Department of Human Services	<u>1,148,025</u>	<u>2,000,145</u>	<u>1,070,350</u>	<u>929,795</u>
Department of Law:				
Salaries and Wages	3,632	3,631		3,631
Other Expenses	7,639	15,130	10,661	4,469
Mental Patients in State Institutions:				
DMH&H Costs - County Share - Prior Years	1	1		1
Other Expenses - County Share	87,976	87,976	34,199	53,777
Total Department of Law	<u>99,248</u>	<u>106,738</u>	<u>44,860</u>	<u>61,878</u>

COUNTY OF BERGEN
 SCHEDULE OF 2013 APPROPRIATION RESERVES
 CURRENT FUND
 FOR THE YEAR ENDED DECEMBER 31, 2014

	Balance Dec. 31, 2013	Balance after Transfers and Encumbrances	Paid or Charged	Balance Lapsed
Department of Public Safety				
Division of Police:				
Salaries and Wages	27,708	27,708		27,708
Other Expenses	35,480	263,903	257,386	6,517
Division of Weights and Measures:				
Salaries and Wages	1,822	1,822		1,822
Other Expenses	1,486	1,857	589	1,268
Division of the Medical Examiner:				
Salaries and Wages	1,277	1,277		1,277
Other Expenses	74,625	88,384	48,850	39,534
Division of Emergency Management:				
Salaries and Wages	34,046	34,046		34,046
Other Expenses	336,251	526,797	350,912	175,885
Division of Law and Public Safety:				
Salaries and Wages	32,308	32,308		32,308
Other Expenses	4,255	141,535	133,590	7,945
Total Department of Public Safety	<u>549,258</u>	<u>1,119,637</u>	<u>791,327</u>	<u>328,310</u>
Department of Public Works				
Division of General Services:				
Salaries and Wages	5,024	5,024		5,024
Other Expenses	1,091,926	2,171,446	1,955,693	215,753
Division of Administration:				
Salaries and Wages	6,310	6,310		6,310
Other Expenses	1,424	1,509		1,509
Division of Operations:				
Salaries and Wages	44,751	44,751		44,751
Other Expenses	326,256	2,932,195	1,918,738	1,013,457

COUNTY OF BERGEN
SCHEDULE OF 2013 APPROPRIATION RESERVES
CURRENT FUND
FOR THE YEAR ENDED DECEMBER 31, 2014

	Balance Dec. 31, 2013	Balance after Transfers and Encumbrances	Paid or Charged	Balance Lapsed
Division of Engineering:				
Salaries and Wages	17,919	17,919		17,919
Other Expenses	28,234	24,542	6,967	17,575
Division of Mosquito Control:				
Other Expenses	34,483	126,065	96,607	29,458
Total Department of Public Works	<u>1,556,327</u>	<u>5,329,761</u>	<u>3,978,005</u>	<u>1,351,756</u>
Department of Parks				
Division of Cultural and Historic Affairs:				
Salaries and Wages	2,904	2,904		2,904
Other Expenses	3,431	7,535	7,531	4
Division of Parks and Recreation:				
Salaries and Wages	54,704	29,704		29,704
Other Expenses	193,059	397,457	397,320	137
Total Department of Parks	<u>254,098</u>	<u>437,600</u>	<u>404,851</u>	<u>32,749</u>
Department of Planning & Economic Development				
Division of Construction Board Appeals:				
Other Expenses	287	287	37	250
Division of Planning and Economic Development:				
Salaries and Wages	178,513	178,513		178,513
Other Expenses	12,178	38,694	27,890	10,804
Division of Transportation Planning:				
Other Expenses	31,000	31,000		31,000
Total Department of Planning & Economic Develop.	<u>221,978</u>	<u>248,494</u>	<u>27,927</u>	<u>220,567</u>
Total Executive Branch	<u>5,755,121</u>	<u>13,160,634</u>	<u>9,336,441</u>	<u>3,824,193</u>

COUNTY OF BERGEN
 SCHEDULE OF 2013 APPROPRIATION RESERVES
 CURRENT FUND
 FOR THE YEAR ENDED DECEMBER 31, 2014

	Balance Dec. 31, 2013	Balance after Transfers and Encumbrances	Paid or Charged	Balance Lapsed
Educational Agencies				
Office of the Superintendent of Schools:				
Salaries and Wages	26,155	26,155		26,155
Other Expenses	2,290	3,382	2,024	1,358
Bergen County Vocational Schools:				
Other Expenses	483,285	483,285	483,285	
Bergen County Community College:				
Other Expenses	5,303,814	5,303,814	5,303,814	
Bergen County Special Services School:				
Other Expenses	500,508	500,508	500,508	
Total Educational Agencies	<u>6,316,052</u>	<u>6,317,144</u>	<u>6,289,631</u>	<u>27,513</u>
Constitutional Officers				
Office of the County Surrogate:				
Salaries and Wages	56,964	56,964		56,964
Other Expenses	8,583	25,697	25,215	482
Office of the County Clerk:				
Salaries and Wages	46,723	46,723		46,723
Other Expenses	1,026,890	1,069,150	901,528	167,622
Office of the County Prosecutor:				
Salaries and Wages	651,919	616,919	300,000	316,919
Other Expenses	16,200	381,698	289,575	92,123
Office of the County Sheriff:				
Salaries and Wages	136,792	136,792	126,433	10,359
Other Expenses	20,131	219,894	152,148	67,746
Bureau of Identification - Sheriff:				
Salaries and Wages	91,977	91,977	62,622	29,355
Other Expenses	1,098	22,079	12,579	9,500

COUNTY OF BERGEN
SCHEDULE OF 2013 APPROPRIATION RESERVES
CURRENT FUND
FOR THE YEAR ENDED DECEMBER 31, 2014

	Balance Dec. 31, 2013	Balance after Transfers and Encumbrances	Paid or Charged	Balance Lapsed
County Jail - Sheriff:				
Salaries and Wages	204,275	204,275	204,275	
Other Expenses	550,379	1,199,775	1,156,059	43,716
Total Constitutional Officers	<u>2,811,931</u>	<u>4,071,943</u>	<u>3,230,434</u>	<u>841,509</u>
Other Boards and Agencies				
Board of Social Services - Welfare				
Temp. Assistance to Needy Families - County Share	101,119	101,119	60,000	41,119
Supplemental Security Income - State Share	171,127	171,127	100,000	71,127
Board of Taxation				
Salaries and Wages	37,961	37,961		37,961
Other Expenses	30,139	30,896	1,337	29,559
Board of Elections				
Salaries and Wages	2,793	2,793		2,793
Other Expenses	455,531	311,459	28,707	282,752
Superintendent of Elections				
Salaries and Wages	4,256	4,256		4,256
Other Expenses	23,539	203,824	190,740	13,084
Commissioner of Registration				
Salaries and Wages	43,948	43,948	43,541	407
Other Expenses	4,811	18,905	5,379	13,526
Total Other Boards and Agencies	<u>875,224</u>	<u>926,288</u>	<u>429,704</u>	<u>496,584</u>
TOTAL OPERATIONS	<u>15,770,605</u>	<u>24,510,369</u>	<u>19,310,843</u>	<u>5,199,526</u>
Capital Improvements				
Acquisition of Office Equipment	52,535	35,323	2,150	33,173
Total Capital Improvements	<u>52,535</u>	<u>35,323</u>	<u>2,150</u>	<u>33,173</u>

COUNTY OF BERGEN
 SCHEDULE OF 2013 APPROPRIATION RESERVES
 CURRENT FUND
 FOR THE YEAR ENDED DECEMBER 31, 2014

	<u>Balance Dec. 31, 2013</u>	<u>Balance after Transfers and Encumbrances</u>	<u>Paid or Charged</u>	<u>Balance Lapsed</u>
Deferred Charges and Statutory Expenditures				
Contribution to:				
Public Employees' Retirement System	54,734	54,734	1,340	53,394
Social Security System (O.A.S.I.)	134,662	34,662		34,662
Police and Fireman's Retirement System	83,661	83,661		83,661
Defined Contribution Retirement Program	9,027	9,027		9,027
Total Statutory Expenditures	<u>282,084</u>	<u>182,084</u>	<u>1,340</u>	<u>180,744</u>
Total General Appropriations	<u>\$ 16,105,224</u>	<u>24,727,776</u>	<u>19,314,333</u>	<u>5,413,443</u>
		Appropriation Reserves		
		Encumbrances		
		<u>16,105,224</u>		
		<u>8,622,552</u>		
		<u>\$ 24,727,776</u>		
		Cash	17,780,861	
		Accounts Payable	37,930	
		Contracts Payable	<u>1,495,542</u>	
			<u>\$ 19,314,333</u>	

COUNTY OF BERGEN
 SCHEDULE OF CONTRACTS PAYABLE
 CURRENT FUND
 FOR THE YEAR ENDED DECEMBER 31, 2014

Balance: December 31, 2013		\$ 11,019,374
Increased by:		
Transfer from 2013 Appropriation Reserves		1,495,542
		12,514,916
Decreased by:		
Cash Disbursements	\$ 6,846,505	
Interfunds	1,268,597	
Cancellation of Contracts Payable	2,187,311	
		9,033,816
Balance: December 31, 2014		\$ 3,481,100

ANALYSIS OF ENDING BALANCE	
For Appropriations of Year Ended:	Amount
December 31, 2000	\$ 10,597
December 31, 2009	43,463
December 31, 2010	299,208
December 31, 2011	675,457
December 31, 2012	956,833
December 31, 2013	1,495,542
	\$ 3,481,100

COUNTY OF BERGEN
SCHEDULE OF ENCUMBRANCES PAYABLE
CURRENT FUND
FOR THE YEAR ENDED DECEMBER 31, 2014

Balance: December 31, 2013	\$	8,622,552
Increased by:		
Transfer from Budget Expenditures		6,192,041
		<u>14,814,593</u>
Decreased by:		
Transfer to Appropriation Reserve		8,622,552
		<u>8,622,552</u>
Balance: December 31, 2014	\$	<u><u>6,192,041</u></u>

SCHEDULE OF ACCOUNTS PAYABLE
CURRENT FUND
FOR THE YEAR ENDED DECEMBER 31, 2014

Increased by:		
Transfer from Appropriation Reserves	\$	37,930
		<u>37,930</u>
Balance: December 31, 2014	\$	<u><u>37,930</u></u>

COUNTY OF BERGEN

SCHEDULE OF OTHER RESERVES

CURRENT FUND

FOR THE YEAR ENDED DECEMBER 31, 2014

	Balance, December 31, 2013	Increases	Decreases	Balance, December 31, 2014
Federal Withholding	\$ (76,339)	23,486,788	23,488,932	(78,483)
Social Security		11,645,305	11,645,305	
New Jersey Withholding	(15,510)	6,857,866	6,853,670	(11,314)
Unemployment Insurance	329,075	320,456		649,531
Public Employees' Retirement System	636,098	7,307,868	7,304,988	638,978
PERS Contributory Insurance	26,640	407,005	406,911	26,734
Defined Contribution Retirement Program	(1,596)	29,648	37,818	(9,766)
Police and Firemen's Retirement System	744,190	9,423,733	9,367,112	800,811
Police and Firemen's Supplemental Annuity	(574)	8,610	8,626	(590)
Garnishees	462	773,176	769,662	3,976
VBS Benefits		7,883	7,883	
Deferred Compensation	(307)	4,880,301	4,880,226	(232)
Colonial Insurance	1,407	741,942	740,899	2,450
Provident Union Life and Disability Insurance	3	2,685	2,685	3
Credit Union	163	2,024,846	2,024,846	163
Prudential Budget Plan-Life Insurance (Bergen Pines)	203	2,559	2,559	203
Disability Insurance	307,892	324,019		631,911
Boston Mutual Life Deductions	(513)	9,835	9,835	(513)
Employees Labor Union #1	2,948	449,905	449,948	2,905
PBA Dues #49		88,498	88,498	
Dues - PBA Local #134 - Sheriff's Office	(107)	241,442	241,362	(27)
Dues - PBA Local #221 - Prosecutor's Office	(4,323)	68,780	68,780	(4,323)
Medical and Dependent Reimbursement	12,108			12,108
Ameriflex	(4,558)	149,746	173,176	(27,988)
CWA	(40)	12,377	12,377	(40)
Dues - Local #108 - Parks Department		24,886	24,886	
NJ Family Leave Insurance	3,853	75,433	76,147	3,139
Employee 1.5 Benefit Contribution	(174)	5,542,880	5,545,656	(2,950)
BC Assistant Prosecutor Association	4,369	12,745	12,745	4,369
Realty Transfer Fees Due State		64,005,202	64,005,202	
Due to State-Closed Grant	159,786	283,217	206,663	236,340
Parks - Sales Tax Due	369	52,099	52,468	
Parks - Easy Go Golf Cart	2,082	288,867	289,770	1,179
Clean-Up Fees - Parks Department	187,531	241,150	198,557	230,124
NJ Motor Fuel Tax	3,972		3,972	
	<u>\$ 2,319,110</u>	<u>139,791,752</u>	<u>139,002,164</u>	<u>3,108,698</u>
Encumbrances			10,183	
Cash	\$ 139,791,752		138,988,009	
MRNA			3,972	
		<u>\$ 139,791,752</u>	<u>139,002,164</u>	

COUNTY OF BERGEN
SCHEDULE OF RESERVE FOR STATE AND FEDERAL GRANTS - UNAPPROPRIATED
CURRENT FUND
FOR THE YEAR ENDED DECEMBER 31, 2014

	Balance, December 31, 2013	Transferred To 2014 Budget	Received	Balance, December 31, 2014
Body Armor Grant - County Police	\$ 10,660	10,660	8,345	8,345
Body Armor Grant - Prosecutor	14,771	14,771	11,044	11,044
Body Armor Grant - Sheriff	49,591	49,591	36,602	36,602
Drunk Driving Enforcement	18,156	18,156	9,744	9,744
Community Health Disparity Prevention	18,000	36,000	18,000	
2015 Local Arts Program			48,389	48,389
Non-Public School Nursing	14,192		1,302	15,494
Youth Complex Education Program	50,000	50,000	54,335	54,335
	<u>\$ 175,370</u>	<u>179,178</u>	<u>187,761</u>	<u>183,953</u>

COUNTY OF BERGEN
SCHEDULE OF DEFERRED REVENUE
CURRENT FUND
FOR THE YEAR ENDED DECEMBER 31, 2014

Balance: December 31, 2013	\$ 269,952
Increased by:	
Cash Receipts	<u>236,373</u>
	506,325
Decreased by:	
Applied	<u>269,952</u>
Balance: December 31, 2014	<u>\$ 236,373</u>

COUNTY OF BERGEN
 SCHEDULE OF DUE FROM/(TO) CURRENT FUND
 FEDERAL AND STATE GRANT FUND
 FOR THE YEAR ENDED DECEMBER 31, 2014

	<u>Ref.</u>		
Balance: December 31, 2013		\$	273,373
Increased by:			
2014 Budget Appropriations	\$	30,132,612	
Grant Funds Received in Current Fund		34,127,390	
Transfer from Reserve for Grants-Unappropriated		<u>179,178</u>	
			<u>64,439,180</u>
			64,712,553
Decreased by:			
Encumbrances/Contracts Paid by Current Fund		4,756,007	
Grant Revenue Realized		30,125,612	
Grant Expenditures Paid by Current Fund		31,495,864	
Grant Funds Due to State		<u>277,332</u>	
			<u>66,654,815</u>
Balance: December 31, 2014		\$	<u><u>(1,942,262)</u></u>

COUNTY OF BERGEN
SCHEDULE OF FEDERAL AND STATE GRANTS RECEIVABLE
FEDERAL AND STATE GRANT FUND
FOR THE YEAR ENDED DECEMBER 31, 2014

Grant Title	Balance December 31, 2013	Accrued in 2014	Received 2014	Grants Canceled	Balance December 31, 2014
<u>2008 GRANTS</u>					
Hazardous Discharge Site Remediation	\$ 159,172				159,172
<u>2009 GRANTS</u>					
Oradell Water Works Grant	327,668		327,668		
PARIS	53,389				53,389
Venture Program Grant	128,769			128,769	
<u>2010 GRANTS</u>					
Sheriff Housing Works Project	164,140		164,140		
COPS- 2010 Technology Grant	794,181		417,428		376,753
Emergency Management Funding	2,767		(6,403)		9,170
<u>2011 GRANTS</u>					
Route 17 Bottleneck Alternatives	620,312		34,770		585,542
<u>2012 GRANTS</u>					
State/Community Partnership	1,903		(9,517)	11,420	
Juvenile Accountability Incentive Grant	2,029		59	1,970	
Area Plan Grant	23,217		23,217		
UASI - EOC Enhancement	10,308		10,308		
Senior Citizen & Disabled Trans Program	51,329		51,329		
2011 - Homeland Security Grant	412,401		412,393	8	
Triboro Shuttle Service	25,463		25,463		
2012 Local Arts Program	13,694		13,694		
Bus Rapid Transit Plan	287,518		100,503		187,015
Work First NJ DHS - Administration	1,126			1,126	
Bioterrorism Program	7,183			7,183	
Case Management Program	3,788		(5,086)	8,874	
Comprehensive Cancer Control Plan	26,109			26,109	
FFY 12 Urban Areas Security Initiative (UASI)	257,250		229,639	27,611	
FFY 12 Homeland Security Grant Program	335,204		335,204		
Polling Place Handicap Accessibility Funding Grant	6,424		2,363		4,061
Unified Childcare Delivery System Grant			(187,835)	187,835	
New Freedom Operating Program	17,658		17,658		
New Freedom Mobility Management	40,000		17,924		22,076
<u>2013 GRANTS</u>					
State/Community Partnership	382,743		380,315	2,428	
Homeless	5,029,952		5,001,455		28,497
HUD - Homeless Management Information	7,744		7,744		
Human Services Advisory Council (HSAC)			(817)	817	
Juvenile Accountability Incentive Grant	20,195		20,170	25	
CD-Homeless Management Information	1,338		1,338		
Respite Care Program	382,740		312,740	70,000	
Personal Assistance Services (PASP)	1		(674)	675	
Domestic Violence Intervention Services	5,866		5,866		
Area Plan Grant	789,213		318,870	10,854	459,489
Sexual Assault Nurse Examiner (SART/SANE)	9,473		3,374	6,099	
Case Management Program	5,400		5,025	375	
US Marshal Regional Fugitive Task Force	3,340		2,762	578	
Victims Assistance Grant - VAG	42,308		42,308		
Personal Assistance Services (PASP) - Camden County	38,455			38,455	
2013 Local Arts Program	13,695		13,695		

COUNTY OF BERGEN
 SCHEDULE OF FEDERAL AND STATE GRANTS RECEIVABLE
 FEDERAL AND STATE GRANT FUND
 FOR THE YEAR ENDED DECEMBER 31, 2014

Grant Title	Balance December 31, 2013	Accrued in 2014	Received 2014	Grants Canceled	Balance December 31, 2014
County Comprehensive Alcohol Program	331,094		287,705		43,389
Municipal Alliance Program	623,614		347,028		276,586
Spring House for Women	16,473		16,473		
Water Works 2010 Restoration Grant	704,384				704,384
Megan's Law Grant	2,944		2,944		
Recreation Opportunities - Disabled	14			14	
Mental Health Law Project	67,782		65,237	2,545	
Juvenile Justice Innovations Program	49,403		27,839		21,564
Subregional Technical Studies Program	295,507		40,818		254,689
Subregional Transportation Planning Grant	124,382		124,376	6	
Subregional Support & Intern Grant	15,000		4,152	10,848	
Senior Citizen & Disabled Trans Program	641,994		641,994		
Bergen County HIV/CTS Program	47,457		20,862	26,595	
IOLTA Fund Grant	5,320		5,320		
HUD - Veteran's Supportive Housing	88,415		81,685	6,730	
Overpeck Park Pathways (TE-2012-County of Bergen-0014)	500,000				500,000
Recreational Trails Program-Van Buskirk Island	24,700				24,700
Work First NJ Administration	114,461		42,904	71,557	
Veterans Transportation	17,336		17,336		
Triboro Shuttle Service	39,983		39,983		
2013 State Health Insurance Program	12,400		12,400		
Stop Violence Against Women Grant	31,145		31,145		
Gang, Gun & Narcotics Task Force	41,961		41,961		
New Freedom Operating Program Grant	145,000		92,099		52,901
New Freedom Mobility Management Program Grant	80,000				80,000
Job Access and Reverse Commute	170,000		167,834		2,166
Cancer Education & Early Detection Program	839,697		673,827	148,760	17,110
NJ's Comprehensive Cancer Control Plan	110,309		76,912		33,397
Job Access and Reverse Commute	5,751		5,751		
Bioterrorism Program - LINC'S Agencies Grant	363,795		363,795		
Work First New Jersey Administration DOL	40,000		40,000		
County Environmental Health Grant	166,700		156,410		10,290
Early Intervention Program	1,093,930		1,083,018		10,912
Case Management Program	128,162		127,729	433	
Mental Health Board Administrator	12,000				12,000
Special Senate Primary Election Reimbursement	487,992		333,932	154,060	
Sheriff IV D Reimbursement Grant	561,959		245,877	316,082	
Detention Facility Incentive Grant	12,500		12,500		
TB Control in Bergen County	211,977		211,977		
Bergen County Right to Know Program	16,402		16,402		
Victims of Crime Act Program Grant	179,894		179,894		
Venture Program	423,805		423,805		
Unified Child Care	1,169,392		1,169,392		
Historical Commission Grant	11,443		11,443		
Comprehensive Community Project	65,000		54,683	10,317	
Basic Center Program Grant	153,929		130,239		23,690
2014 GRANTS					
State/Community Partnership Program		817,485	470,627		346,858
Social Services for the Homeless		394,318	391,350	2,968	
HUD - Homeless Management Information Systems		82,893	80,533		2,360
Human Services Advisory Council (HSAC)		66,073	65,256		817
Juvenile Accountability Block Grant		20,742	5,873		14,869
CD-Homeless Management Information		20,000	16,863		3,137

COUNTY OF BERGEN
SCHEDULE OF FEDERAL AND STATE GRANTS RECEIVABLE
FEDERAL AND STATE GRANT FUND
FOR THE YEAR ENDED DECEMBER 31, 2014

Grant Title	Balance December 31, 2013	Accrued in 2014	Received 2014	Grants Canceled	Balance December 31, 2014
Bergen County HIV/CTS Program		106,863	55,699		51,164
Respite Care Program		593,480	518,130		75,350
Personal Assistance Service (PASP)		93,053	89,863		3,190
Vision/Detention Alternatives		168,083	168,083		
Domestic Violence Intervention Services		427,857	427,857		
Medicaid Peer Grouping		1,900,034	1,900,034		
Area Plan Grant		6,543,401	4,745,769		1,797,632
Sheriff Body Armor Replacement		49,591	49,591		
Prosecutor Body Armor Replacement		14,771	14,771		
County Police-Body Armor Replacement		10,661	10,661		
Chronic Disease Self Management Program		25,000	25,000		
FFY13 State Homeland Security Grant Program		384,664	92,281		292,383
FFY13 Urban Areas Security Initiative (UASI)		139,076	3,120		135,956
Personal Assistance Services (PASP) - Hudson County		24,163	24,163		
US Marshal Regional Fugitive Task Force		16,000	15,499		501
Community Health Disparity Prevention 2014		36,000	36,000		
Youth Complex Education Programs		125,000	125,000		
Medicare Special Benefits Outreach & Enrollment Assistance		40,000	40,000		
Recreation Opportunities - Disabled (ROID)		35,000	34,982		18
Juvenile Detention Alternatives Initiative (JDAI)		60,000	10,291		49,709
Triboro Shuttle Service (CMAQ1)		150,000	93,060		56,940
Aggressive Driving Program		25,000	14,200	10,800	
Drug Recognition Expert Grant		25,000	15,015	9,985	
Drunk Driving Enforcement Fund		18,156	18,156		
Senior Citizen & Disabled Residents Trans Program		1,519,000	1,490,611		28,389
2014 Local Arts Program		91,299	68,475		22,824
Victims Assistance-Grant - VAG		55,000	44,786		10,214
Bergen County College Shuttle (CMAQ2)		211,612	177,230		34,382
IOLTA Fund Grant		18,100	9,050		9,050
Bioterrorism Program - LINCS Agencies Grant		121,024	5,010		116,014
Municipal Alliance Program		402,613	347,441		55,172
State Health Insurance Program (SHIP)		24,000	19,000		5,000
Case Management Program		89,951	33,518	56,433	
Sandy Homeowner/Renter Assistance Program (SHRAP)		4,600,000	4,254,960		345,040
HUD - Veteran's Supportive Housing		88,415	38,232		50,183
Veterans Transportation		4,000	4,000		
Stop Violence Against Women Grant (VAWA)		31,145	14,824		16,321
Sexual Assault Nurse Examiner (SART/SANE)		68,555	60,840		7,715
Spring House for Women		61,185	14,238		46,947
Emergency Management Agency Assistance (EMAA)		120,000			120,000
County Environmental Health Act (CEHA)		189,000	112,717		76,283
Hazard Mitigation Grant Program		187,500			187,500
Work First NJ Administration		114,461			114,461
Veterans Transportation		26,000	10,830		15,170
Subregional Transportation Planning Program		177,917			177,917
Subregional Support & Intern Program		15,000			15,000
Social Services for the Homeless		831,026	207,754		623,272
Kessler Foundation		10,000	10,000		
Clean Communities Program		119,061	119,061		
Victims of Crime Act Program Grant (VOCA)		169,353			169,353
Gang, Gun & Narcotics Task Force		68,052	22,684		45,368
State Criminal Alien Assistance Grant (2014 SCAAP)		442,519	442,519		
Early Intervention Program		1,268,930			1,268,930
PHILEP (LINCS) Bioterrorism Program		315,630			315,630

COUNTY OF BERGEN
SCHEDULE OF FEDERAL AND STATE GRANTS RECEIVABLE
FEDERAL AND STATE GRANT FUND
FOR THE YEAR ENDED DECEMBER 31, 2014

Grant Title	Balance December 31, 2013	Accrued in 2014	Received 2014	Grants Canceled	Balance December 31, 2014
Senior Farmers Market Grant		3,500	3,500		
Sandy Social Services Block Grant (SSBG)		121,024			121,024
Children's Interagency Coordinating Council (CIACC)		36,874	36,874		
Megan's Law Grant		11,577	5,789		5,788
Work First NJ Administration DOL		40,000			40,000
NJ Comprehensive Cancer Control Plan		130,800			130,800
TB Control Program		272,472			272,472
Cancer Education & Early Detection Program (CEED)		825,000			825,000
County Comprehensive Alcohol Program		1,067,076	736,337		330,739
Mental Health Law Project		246,898			246,898
Basic Center Program Grant		163,811			163,811
Sheriff IV D Reimbursement Grant		561,041			561,041
Right to Know Program		21,869	5,467		16,402
FFY14 State Homeland Security Program (SHSP)		461,500	2,616		458,884
FFY14 Urban Areas Security Initiative (UASI)		530,288			530,288
Unified Child Care (03/15)		715,199	402,298		312,901
Special Child Health Case Management 2015		136,217	31,251		104,966
Sandy SSBG Medically Fragile Children 2015		79,799	5,009		74,790
Comprehensive Community Project		75,000			75,000
Aggressive Driving Campaign Program		25,000			25,000
Drug Recognition Expert Grant		25,000			25,000
Venture Program		647,450	215,817		431,633
County Environmental Health Act (CEHA)		75,505			75,505
	<u>\$ 20,750,871</u>	<u>30,125,612</u>	<u>34,029,236</u>	<u>1,359,344</u>	<u>15,487,903</u>
Due From Current Fund:					
Grant Funds Received			\$ 34,127,390		
Reserve for Grants Unappropriated			179,178		
Due to State of New Jersey			<u>(277,332)</u>		
			<u>\$ 33,850,058</u>		

COUNTY OF BERGEN
SCHEDULE OF ENCUMBRANCES/CONTRACTS PAYABLE
FEDERAL AND STATE GRANT FUND
FOR THE YEAR ENDED DECEMBER 31, 2014

Balance: December 31, 2013	\$	4,756,007
Increased by:		
Transferred from Reserve for Federal and State Grants		<u>3,043,724</u>
		7,799,731
Decreased by:		
Grant Encumbrances/Contracts Paid by Current Fund		<u>4,756,007</u>
Balance: December 31, 2014	\$	<u><u>3,043,724</u></u>

COUNTY OF BERGEN
 SCHEDULE OF RESERVE FOR FEDERAL AND STATE GRANTS
 FEDERAL AND STATE GRANT FUND
 FOR THE YEAR ENDED DECEMBER 31, 2014

Grant Title	Balance December 31, 2013	Transferred From 2014 Budget Appropriations	Paid or Charged	Grants Canceled	Grants Transferred	Balance December 31, 2014
<u>2002 GRANTS</u>						
Right to Farm Activities Grant	\$ 4,399					4,399
<u>2007 GRANTS</u>						
Cities Readiness Initiative	24,297		5,033			19,264
2006 State Criminal Alien Assistance Program	40,756		30,755			10,001
2007 State Criminal Alien Assistance Grant	182,083		52,083			150,000
<u>2008 GRANTS</u>						
Cities Readiness Initiative Program	119,910		974			118,936
2007 County 911 Coordinator Grant	130					130
<u>2009 GRANTS</u>						
PARIS	43,715		5,073			38,642
Citizen Corps / Emergency Response	121		121			
Oradell Water Works Grant	6		6			
PARIS	53,389					53,389
Venture Program Grant	128,866		97	128,769		
<u>2010 GRANTS</u>						
Sheriff Housing Works Project	74,167		74,167			
COPS- 2010 Technology Grant	794,180		794,180			
Energy Efficiency Conservation Grant	4,257		(4,913)			9,170
VENTURE Program	3,432		3,307			125
<u>2011 GRANTS</u>						
Historic Sites Survey Update	4					4
Route 17 Bottleneck Alternatives	97,078					97,078
HUD - Supportive Housing Program	2,270		2,270			
2011 Local Arts Program	1,624		1,624			
Historical Commission Grant	2,425					2,425
Clean Communities Program	87					87
Venture-Program Grant	2,062		2,060			2
<u>2012 GRANTS</u>						
State/Community Partnership			(11,420)	11,420		
Juvenile Accountability Incentive Grant			(1,970)	1,970		
Medicaid Peer Grouping	338,575		(6,650)		(345,225)	
Area Plan Grant	2,652		2,652			
County Police Body Armor Replacement	8,339		8,339			
Senior Citizen & Disabled Trans Program	28,421		28,421			
2011-Homeland Security Grant	120,978		120,970	8		
Triboro Shuttle Service	25,463		25,463			
Innovations Program	20,390		5,805			14,585
2012 Local Arts Program	1,045					1,045
Drunk Driving Enforcement	20,092					20,092
Work First NJ DHS - Administration	1,126			1,126		
BC Community Emergency Response Team Program	2,500		386			2,114
Clean Communities Program	37,744		37,742			2
Bioterrorism Program - LINCIS Agencies Grant	7,360		177	7,183		
Bergen COUnty Case Management Program	8,874			8,874		
NJ's Comprehensive Cancer Control Plan	26,010		(99)	26,109		
FFY12 Urban Areas Security Initiative (UASI)	81,945		54,334	27,611		
FFY12 Homeland Security Grant Program	95,589		95,589			
Polling Place Handicap Accessibility Funding Grant	3,131					3,131
Unified Childcare Delivery System Grant	137,380		(50,455)	187,835		
Venture Program	340		340			
New Freedom Operating Program	3,835		3,835			
New Freedom Mobility Management	40,000		21,183			18,817

COUNTY OF BERGEN

SCHEDULE OF RESERVE FOR FEDERAL AND STATE GRANTS

FEDERAL AND STATE GRANT FUND

FOR THE YEAR ENDED DECEMBER 31, 2014

Grant Title	Balance December 31, 2013	Transferred From 2014 Budget Appropriations	Paid or Charged	Grants Canceled	Grants Transferred	Balance December 31, 2014
<u>2013 GRANTS</u>						
State/Community Partnership	24,887		22,459	2,428		
Social Services for the Homeless	3,895,187		3,895,187			
Human Services Advisory Council	816			816		
Juvenile Accountability Incentive Grant	3,025		3,000	25		
CD-Homeless Management Information	108		108			
Disabled Meals on Wheels	342		342			
Respite Care Program	146,699		76,699	70,000		
Personal Attendant Service	675			675		
Domestic Violence Intervention Services	2,325		2,325			
Medicaid Peer Grouping	21,415		1,676		(19,739)	
Area Plan Grant	1,864,301		787,446	10,854	(1,066,001)	
County Police Body Armor Replacement						
Historical Commission Grant	3,693		3,693			
Sexual Assault Nurse Examiner (SART/SANE)	6,099			6,099		
Case Management Program	375			375		
US Marshal Regional Fugitive Task Force	577			577		
Personal Assistance Services (PASP) - Camden County	38,455			38,455		
2013 Local Arts Program	20,575		20,575			
Personal Assistance Services (PASP) - Hudson County						
Municipal Alliance Program	540,258		263,672			276,586
Water Works 2010 Restoration Grant	704,384					704,384
Recreation Opportunities - Disabled	410		396	14		
Chronic Disease Self Management Program	7,825		7,825			
Mental Health Law Project	4,609		2,064	2,545		
Juvenile Justice Innovations Program	22,021		457			21,564
NACCHO Developing Capacity to Deliver CDSM	10,160		10,160			
Subregional Technical Studies Program	295,507		295,234			273
Subregional Transportation Planning Grant	91,811		91,805	6		
Subregional Support & Intern Grant	12,900		2,052	10,848		
Senior Citizen & Disabled Trans Program	2,500		2,500			
Bergen County HIV/CTS Program	26,710		115	26,595		
Non-Public School Nursing Grant	266		266			
HUD - Veteran's Supportive Housing			(6,730)	6,730		
Overpeck Park Pathways (TE-2012-County of Bergen-0014)	500,000					500,000
Recreational Trails Programs - Van Burskirk Island	24,700					24,700
Work First NJ Administration	6,869		(64,688)	71,557		
Veterans Transportation	13,004		13,004			
Triboro Shuttle Service	14,532		14,532			
2013 State Health Insurance Program	19,000		19,000			
Gang, Gun & Narcotics Task Force	35,966		35,966			
New Freedom Operating Program Grant	145,000		101,128			43,872
New Freedom Mobility Management Program Grant	80,000					80,000
Job Access and Reverse Commute	146,433		146,433			
Cancer Education & Early Detection Program	692,859		527,013	148,760		17,086
NJ's Comprehensive Cancer Control Plan	79,861		46,709			33,152
Bioterrorism Program - LINCS Agencies Grant	194,927		186,463			8,464
Work First New Jersey Administration DOL	19,866		19,866			
County Environmental Health Grant	4,607		4,607			
Early Intervention Program	653,329		642,417			10,912
Case Management Program	70,097		69,664	433		
Senior Farmers Market Grant	3,500		3,500			
Mental Health Board Administrator	6,000		6,000			
Special Senate Primary Election Reimbursement	460,873		306,812	154,061		
Sheriff IV D Reimbursement Grant	503,959		187,876	316,083		
Detention Facility Incentive Grant	2,059		2,059			
TB Control in Bergen County	137,308		137,308			
Bergen County Right to Know Program	10,921		10,921			

COUNTY OF BERGEN
SCHEDULE OF RESERVE FOR FEDERAL AND STATE GRANTS
FEDERAL AND STATE GRANT FUND
FOR THE YEAR ENDED DECEMBER 31, 2014

Grant Title	Balance December 31, 2013	Transferred From 2014 Budget Appropriations	Paid or Charged	Grants Canceled	Grants Transferred	Balance December 31, 2014
Victims of Crime Act Program Grant	95,543		95,543			
Clean Communities Program	88,929		35,507			53,422
Venture Program	416,399		410,064			6,335
Unified Child Care	1,197,074		1,107,550			89,524
State Criminal Alien Assistance Grant	81,920					81,920
Historical Commission Grant	17,885		17,385			500
Comprehensive Community Project	61,990		51,673	10,317		
Basic Center Program Grant	142,865		119,565			23,300
<u>2014 GRANTS</u>						
State/Community Partnership Program		817,485	811,537			5,948
Social Services for the Homeless		394,318	391,350	2,968		
HUD - Homeless Management Information Systems		82,893	80,533			2,360
Human Services Advisory Council (HSAC)		66,073	65,105			968
Juvenile Accountability Block Grant		20,742	20,742			
CD-Homeless Management Information		20,000	16,863			3,137
Bergen County HIV/CTS Program		106,863	77,186			29,677
Respite Care Program		593,480	552,020			41,460
Personal Assistance Service (PASP)		93,053	89,580			3,473
Vision/Detention Alternatives		168,083	168,083			
Domestic Violence Intervention Services		427,857	427,472			385
Medicaid Peer Grouping		1,900,034	2,030,500		364,964	234,498
Area Plan Grant		6,543,401	6,842,627		1,066,001	766,775
Sheriff Body Armor Replacement		49,591	45,591			4,000
Prosecutor Body Armor Replacement		14,771	5,310			9,461
County Police Body Armor Replacement		10,661	10,661			
Chronic Disease Self Management Program		25,000	13,831			11,169
FFY13 State Homeland Security Grant Program		384,664	175,736			208,928
FFY13 Urban Areas Security Initiative (UASI)		139,076	66,880			72,196
Personal Assistance Services (PASP) - Hudson County		24,163	23,105			1,058
US Marshal Regional Fugitive Task Force		16,000	15,499			501
Community Health Disparity Prevention 2014		36,000	35,835			165
Youth Complex Education Programs		125,000	90,788			34,212
Medicare Special Benefits Outreach & Enrollment Assistance		40,000	39,588			412
Recreation Opportunities - Disabled (ROID)		42,000	41,980			20
Juvenile Detention Alternatives Initiative (JDAI)		60,000	40,617			19,383
Triboro Shuttle Service (CMAQ1)		150,000	107,611			42,389
Aggressive Driving Program		25,000	14,200	10,800		
Drug Recognition Expert Grant		25,000	15,015	9,985		
Drunk Driving Enforcement Fund		18,156				18,156
Senior Citizen & Disabled Residents Trans Program		1,519,000	1,516,500			2,500
2014 Local Arts Program		91,299	68,775			22,524
Victims Assistance Grant - VAG		55,000	55,000			
Bergen County College Shuttle (CMAQ2)		211,612	199,798			11,814
IOLTA Fund Grant		18,100	18,100			
Bioterrorism Program - LINCOS Agencies Grant		121,024	13,336			107,688
Municipal Alliance Program		402,613	347,441			55,172
State Health Insurance Program (SHIP)		24,000	15,988			8,012
Case Management Program		89,951	33,518	56,433		
Sandy Homeowner/Renter Assistance Program (SHRAP)		4,600,000	3,754,960			845,040
HUD - Veteran's Supportive Housing		88,415	81,877			6,538
Veterans Transportation		4,000	4,000			
Stop Violence Against Women Grant (VAWA)		31,145	20,364			10,781
Sexual Assault Nurse Examiner (SART/SANE)		68,555	60,840			7,715
Spring House for Women		61,185	61,185			
Emergency Management Agency Assistance (EMAA)		120,000	55,000			65,000
County Environmental Health Act (CEHA)		189,000	161,000			28,000
Hazard Mitigation Grant Program		187,500	187,500			
Work First NJ Administration		114,461	107,592			6,869

COUNTY OF BERGEN
SCHEDULE OF RESERVE FOR FEDERAL AND STATE GRANTS
FEDERAL AND STATE GRANT FUND
FOR THE YEAR ENDED DECEMBER 31, 2014

Grant Title	Balance December 31, 2013	Transferred From 2014 Budget Appropriations	Paid or Charged	Grants Canceled	Grants Transferred	Balance December 31, 2014
Veterans Transportation		26,000	12,996			13,004
Subregional Transportation Planning Program		177,917	85,630			92,287
Subregional Support & Intern Program		15,000	2,688			12,312
Social Services for the Homeless		831,026	811,239			19,787
Kessler Foundation		10,000	3,717			6,283
Clean Communities Program		119,061	50,000			69,061
Victims of Crime Act Program Grant (VOCA)		169,353	78,908			90,445
Gang, Gun & Narcotics Task Force		68,052	34,026			34,026
State Criminal Alien Assistance Grant (2014 SCAAP)		442,519				442,519
Early Intervention Program		1,268,930	621,023			647,907
PHILEP (LINCS) Bioterrorism Program		315,630	76,658			238,972
Senior Farmers Market Grant		3,500	3,500			
Sandy Social Services Block Grant (SSBG)		121,024	36,774			84,250
Children's Interagency Coordinating Council (CIACC)		36,874	36,874			
Megan's Law Grant		11,577	10,130			1,447
Work First NJ Administration DOL		40,000	20,015			19,985
NJ Comprehensive Cancer Control Plan		130,800	51,972			78,828
TB Control Program		272,472	133,625			138,847
Cancer Education & Early Detection Program (CEED)		825,000	224,981			600,019
County Comprehensive Alcohol Program		1,067,076	1,005,143			61,933
Mental Health Law Project		246,898	244,532			2,366
Basic Center Program Grant		163,811	7,984			155,827
Sheriff IV D Reimbursement Grant		561,041	60,000			501,041
Right to Know Program		21,869	10,948			10,921
FFY14 State Homeland Security Program (SHSP)		461,500	49,390			412,110
FFY14 Urban Areas Security Initiative (UASI)		530,288				530,288
Unified Child Care (03/15)		715,199	403,438			311,761
Special Child Health Case Management 2015		136,217	67,258			68,959
Sandy SSBG Medically Fragile Children 2015		79,799	11,225			68,574
Comprehensive Community Project		75,000	3,010			71,990
Aggressive Driving Campaign Program		25,000				25,000
Drug Recognition Expert Grant		25,000				25,000
Venture Program		647,450	209,098			438,352
County Environmental Health Act (CEHA)		75,505	75,505			
	\$ 16,268,237	30,132,612	34,539,588	1,359,344	-	10,501,917
		\$ 15,752,201	Adopted Budget Appropriations			
		7,000	County Match			
		14,373,411	Added by 40A:4-87			
		\$ 30,132,612				
Grant Expenditures Paid by Current Fund			\$ 31,495,864			
Transferred to Encumbrances/Contracts Payable			3,043,724			
			\$ 34,539,588			

COUNTY OF BERGEN

SCHEDULE OF CASH RECEIPTS AND DISBURSEMENTS

TRUST FUNDS

FOR THE YEAR ENDED DECEMBER 31, 2014

	Regular Trust Fund	Self-Insurance Trust Fund	Community Development Trust Fund
Balance: December 31, 2013	\$ 75,492,961	5,058,296	2,100,123
Increased by Receipts:			
Open Space Trust Levy	4,080,406		
Open Space Trust Reserves	38,890		
Special Prosecutor's Trust Fund	5,537,104		
Motor Vehicle Fines and Road Opening Deposits	8,065,809		
Weights and Measures	255,826		
Road Permit Deposits	101,501		
Miscellaneous Trust Accounts	4,151,459		
Insurance Receipts		64,141,420	
US Department of Housing and Urban Development - Drawdown			9,925,874
Principal on Mortgages Receivable			387,485
Interest on Mortgages Receivable			140,133
Transfer from Program Income			228,036
Small Business Loans - Principals			11,833
Small Business Loans - Interest			4,557
First Time Homebuyer Mortgages			17,500
Interest on HOME Improvement Mortgages Investments			4,245
	<u>22,230,995</u>	<u>64,141,420</u>	<u>10,719,663</u>
	97,723,956	69,199,716	12,819,786
Decreased by Disbursements:			
Motor Vehicle Fines and Road Opening Deposits	9,050,000		
Road Permit Deposits	57,778		
Weights and Measures	375,223		
Special Prosecutor's Trust Fund	6,662,728		
Open Space Trust Fund	4,877,194		
Miscellaneous Trust Accounts	4,395,314		
Interfunds	1,268,597	96,869	11,298,055
Insurance Expenditures		61,828,247	
Overexpenditure of Reserve		86,629	
Community Development Expenditures			529,873
	<u>26,686,834</u>	<u>62,011,745</u>	<u>11,827,928</u>
Balance: December 31, 2014	<u>\$ 71,037,122</u>	<u>7,187,971</u>	<u>991,858</u>

COUNTY OF BERGEN
SCHEDULE OF INTERFUNDS RECEIVABLE / (PAYABLE)

TRUST FUNDS

FOR THE YEAR ENDED DECEMBER 31, 2014

	<u>Total</u>	<u>Current Fund</u>	<u>Self-Insurance Trust Fund</u>	<u>Community Development Trust Fund</u>
Increased by:				
Reimbursement for Expenses Paid	\$ <u>12,663,521</u>	<u>1,268,597</u>	<u>96,869</u>	<u>11,298,055</u>
Decreased by:				
Cash Disbursements	\$ <u><u>12,663,521</u></u>	<u><u>1,268,597</u></u>	<u><u>96,869</u></u>	<u><u>11,298,055</u></u>

COUNTY OF BERGEN
SCHEDULE OF OPEN SPACE TAXES RECEIVABLE
REGULAR TRUST FUND
FOR THE YEAR ENDED DECEMBER 31, 2014

Balance: December 31, 2013		\$	19,718
Increased by:			
County Open Space Tax Levy	\$	4,057,528	
County Open Space Tax Levy - Added Tax		<u>14,051</u>	
			<u>4,071,579</u>
			4,091,297
Decreased by:			
Adjustment		100	
Cash Receipts		<u>4,080,406</u>	
			<u>4,080,506</u>
Balance: December 31, 2014		\$	<u><u>10,791</u></u>

COUNTY OF BERGEN

SCHEDULE OF DUE FROM COMMUNITY DEVELOPMENT TRUST FUND

REGULAR TRUST FUND

FOR THE YEAR ENDED DECEMBER 31, 2014

Balance: December 31, 2013	\$	<u>22,500</u>
Balance: December 31, 2014	\$	<u><u>22,500</u></u>

COUNTY OF BERGEN

SCHEDULE OF DUE FROM U.S. DEPARTMENT OF HOUSING AND
URBAN DEVELOPMENT - LETTERS OF CREDIT

COMMUNITY DEVELOPMENT TRUST FUND

FOR THE YEAR ENDED DECEMBER 31, 2014

Balance: December 31, 2013		\$	25,427,986
Increased by current year awards:			
Community Development Block Grant	\$	8,651,658	
Emergency Shelter Grant		849,066	
HOME Investment Funds		<u>1,983,429</u>	
			<u>11,484,153</u>
			36,912,139
Decreased by:			
Cash Receipts, U.S. Department of Housing and Urban Development (HUD)			
Community Development Block Grant		7,656,308	
HOME Investment Funds		1,485,070	
Emergency Shelter Grant		<u>784,496</u>	
			<u>9,925,874</u>
Balance: December 31, 2014		\$	<u><u>26,986,265</u></u>

COUNTY OF BERGEN

SCHEDULE OF ACCOUNTS RECEIVABLE RECOVERY FEES - COURT ORDER

COMMUNITY DEVELOPMENT TRUST FUND

FOR THE YEAR ENDED DECEMBER 31, 2014

Balance: December 31, 2013	\$ <u>9,850</u>
Balance: December 31, 2014	\$ <u><u>9,850</u></u>

COUNTY OF BERGEN
 SCHEDULE OF RESERVE FOR DEDICATED REVENUE
 MOTOR VEHICLE FINES AND ROAD OPENINGS
 REGULAR TRUST FUND
 FOR THE YEAR ENDED DECEMBER 31, 2014

Balance: December 31, 2013		\$	3,387,420
Increased by:			
Motor Vehicle Fines Collected	\$	6,856,626	
BC Central Municipal Court Fees Collected		651,341	
Road Opening Permits Collected		<u>557,842</u>	
			<u>8,065,809</u>
			11,453,229
Decreased by:			
Cash Disbursements:			
2014 Budget Appropriation Offset		3,650,000	
2014 Budget Revenue		<u>5,400,000</u>	
			<u>9,050,000</u>
Balance: December 31, 2014		\$	<u><u>2,403,229</u></u>

COUNTY OF BERGEN
 SCHEDULE OF RESERVE FOR DEDICATED REVENUE - WEIGHTS AND MEASURES
 REGULAR TRUST FUND
 FOR THE YEAR ENDED DECEMBER 31, 2014

Balance: December 31, 2013	\$	283,379
Increased by:		
Cash Receipts:		
Central Municipal Court Transfers	\$	111,730
State of New Jersey		143,869
Interest		227
Prior Year Contracts Payable		2,413
Prior Year Encumbrances		96
		258,335
		541,714
Decreased by:		
Cash Disbursements	375,223	
Contracts Payable	996	
Encumbrances	308	
		376,527
Balance: December 31, 2014	\$	165,187

COUNTY OF BERGEN
SCHEDULE OF MISCELLANEOUS TRUST ACCOUNTS
REGULAR TRUST FUND
FOR THE YEAR ENDED DECEMBER 31, 2014

	Balance, December 31, 2013	Prior Year Encumbrances/ Contracts Payable	Increases	Decreases	Transfer to Encumbrances/ Contracts Payable	Balance, December 31, 2014
Office on Aging - Recreation	\$ 27,975		2,219	5,466		24,728
Aging Resource Media	1,700	400			400	1,700
Aging - Education & Training	101,622	5,604	20,744	104,509		23,461
Senior Citizen Minibus Program	2,397					2,397
Office of Children - Provider Workshop Fees	2,204		64,235	26,425		40,014
Alternative to Domestic Violence	17,677	19,037	72,312	56,211	8,153	44,662
Parents' Workshop	10,086		2,425	2,300	400	9,811
Special Transportation	16,815	5,598		6,762	6,951	8,700
Office for Children - Family Day Care Holiday	52,893		20,962	27,985		45,870
Providers' Registration Fees	1,525		1,200	1,200		1,525
Office for Children - Miscellaneous			4,722	1,613		3,109
Disabled Meals on Wheels	5,673		646	1,062		5,257
Office on Handicapped - Peer Grouping			100	100		
Handicapped - Special Program	3,249		141			3,390
Personal Attendant Services		649			649	
Handicapped - Respite	12,453	4,520	30,361	32,329		15,005
Assistance for Needy New Jersey Veterans	4,416		17,000	17,043	2,871	1,502
Citizens' Donations - Child Welfare Home	16,969		3,000	1,513		18,456
Stanton House	9,528		1,725	2,949		8,304
Family Guidance - Day Corrections	10,401	2,950	9,370	16,730		5,991
Human Services Conferences	599		160	261		498
Human Services - A. McCausland	4,030			924		3,106
Garfield Veterans Home	4,438		3			4,441
Veterans Community Based Service	103,853		43,919	32,109		115,663
VHA GPD Program	10,056		143,831	142,823		11,064
Jane Kendall Gingrich Trust Fund	276,775	3,492	550	12,345	5,033	263,439

COUNTY OF BERGEN

SCHEDULE OF MISCELLANEOUS TRUST ACCOUNTS

REGULAR TRUST FUND

FOR THE YEAR ENDED DECEMBER 31, 2014

	Balance, December 31, 2013	Prior Year Encumbrances/ Contracts Payable	Increases	Decreases	Transfer to Encumbrances/ Contracts Payable	Balance, December 31, 2014
Parks Department - Residence Maintenance	27,549	898	3,150	4,642	863	26,092
Parks Department - Wildlife	7,418		485	4,678		3,225
Zoo Operations Support	95,752	722	24,624	20,389	722	99,987
Van Saun Tennis Club	1,000					1,000
Park Improvement & Land Acquisition	7,500	7,905			7,905	7,500
Parks Department - Plant-a-Tree	29,769		10,800	19,357		21,212
Pioneer Junior Tour/School	129,957	5,827	142,247	249,667	8,414	19,950
Golf Concessions	2,500					2,500
Div. of Parks Cultural and Historical Affairs	1,231					1,231
Artist Guild Scholarship	191					191
Cultural & Hist. Affairs			55			55
Wortendyke Barn	20,804			20,803		1
DH Corp - Security Deposit	5,023		4			5,027
George Ice Cream - Security Deposit	3,227			3,227		
Festival Ice Cream	2,484			2,484		
Pascack Valley Tennis Courts		36,674			36,674	
Public Advocate Fee	462,854		25,500			488,354
Tennessee Gas Pipeline Planning & Economic Dev.	700,000					700,000
B/C Police - K-9 Unit			100			100
Industrial Brigade - Police and Fire Academy		137			137	
CRP Training Public Safety Education			155	155		
Public Safety Award Trust			2,510	2,510		
Law Enforcement Training & Equipment Fund	28,376	21,737	78,327	46,466	26,827	55,147
Filing Fees for Tax Appeals	3,111,447	200,361	452,534	488,868	193,339	3,082,135
Superintendent of Schools - School Election	49,794		80,509	125,329	4,974	
Special Municipal Elections	27		19,015	11,799	7,243	

COUNTY OF BERGEN
SCHEDULE OF MISCELLANEOUS TRUST ACCOUNTS
REGULAR TRUST FUND
FOR THE YEAR ENDED DECEMBER 31, 2014

	Balance, December 31, 2013	Prior Year Encumbrances/ Contracts Payable	Increases	Decreases	Transfer to Encumbrances/ Contracts Payable	Balance, December 31, 2014
County Clerk - Filing & Recording Fees	437,586	259,710	291,636	630,195	33,488	325,249
County Clerk - Homeless	684,907	34,166	228,070	242,792	51,374	652,977
Surrogate Probates, Guardianship & Trusts	945,312	123,647	98,980	5,000	123,646	1,039,293
Intermediate Care Facility	34,848	38	42,719	27,330	288	49,987
Bergen County Adult Day Care Center	7	2,597	368,924	246,794	3,314	121,420
Industrial Health Trust Fund	558,871	24,185	343,195	596,141	136,902	193,208
Spring House	535,344	149,510	415,470	447,682	133,193	519,449
Mental Health Law Project			119	171		(52)
Alcohol Recovery Program	378,141	32,188	245,523	215,565	33,952	406,335
Donation - Animal Shelter	285,133	547	83,278	281,713	6,363	80,882
Environmental Quality and Enforcement Fund	69,198	14,834	108,193	77,566	41,132	73,527
Attorney ID Program	24,186		5,500	25		29,661
Federal Forfeiture Trust	105,388		39,248			144,636
Sheriff - NJSA 22A:4-8	49,873		55,408	28,274		77,007
Bergen County Police - Fed Equitable Sharing	687,617	180,289	236,021	304,847	62,888	736,192
Police Fed Equitable Share - Justice	14,122		7			14,129
Police Fed Equitable Share - Treasury	158,623		26,771	51,447		133,947
Bergen Pines Hospital - Trust Fund	2,955		2	108		2,849
Resource / Recovery Trust	6,177			6,177		
Parking Adjudication Act	2,199		554			2,753
Teaneck/Tidelands Res. Council Redev. Escrow	20,254			20,254		
Deposit Account - Performance Bonds	4,171,436		493,577	959,728		3,705,285
Audio-Visual Aid Centers: General Account	44,405		25	44,430		
Unclaimed Salaries of Deceased Employees	7,512		13,391	19,793		1,110
Medicaid Peer Grouping	140,313			140,000		313
HWC/Oradell/New Milford	771,849	193,177		37,160	156,016	771,850

COUNTY OF BERGEN
 SCHEDULE OF MISCELLANEOUS TRUST ACCOUNTS
 REGULAR TRUST FUND
 FOR THE YEAR ENDED DECEMBER 31, 2014

	Balance, December 31, 2013	Prior Year Encumbrances/ Contracts Payable	Increases	Decreases	Transfer to Encumbrances/ Contracts Payable	Balance, December 31, 2014
Maureen Henry Scholarship Fund	2,107		3			2,110
Educational Psychology Fund	2,998		3			3,001
Overpeck Settlement Trust	21,803					21,803
Homeownership Deposits	52,267	1,351	28,699	32,185	373	49,759
Gill Retail Services	6,001		4			6,005
Spirit Delicatessen	9,002		1	9,003		
	<u>\$ 15,614,671</u>	<u>1,332,750</u>	<u>4,404,961</u>	<u>5,917,413</u>	<u>1,094,484</u>	<u>14,340,485</u>
Encumbrances	\$ 232,726				\$ 263,259	
Contracts		1,100,025			831,225	
		<u>\$ 1,332,750</u>			<u>\$ 1,094,484</u>	
Cash		\$ 4,151,459	4,395,314			
Due from(to) Current Fund		199,630	1,465,131			
Due from(to) Prosecutor Fund			3,096			
Intrafunds		53,872	53,872			
		<u>\$ 4,404,961</u>	<u>5,917,413</u>			

COUNTY OF BERGEN
 SCHEDULE OF RESERVE FOR ENCUMBRANCES PAYABLE
 REGULAR TRUST FUND
 FOR THE YEAR ENDED DECEMBER 31, 2014

Balance: December 31, 2013	\$	1,049,053
Increased by:		
Transfer from Special Prosecutor's Trust Fund	\$	1,140,184
Transfer from Open Space Trust Fund		42,637
Transfer from Miscellaneous Trust Fund		263,259
Transfer from Dedicated Revenues-Weights and Measures		<u>308</u>
		<u>1,446,388</u>
		2,495,441
Decreased by:		
Special Prosecutor's Trust		816,231
Miscellaneous Trust		232,726
Weights and Measures		<u>96</u>
		<u>1,049,053</u>
Balance: December 31, 2014	\$	<u><u>1,446,389</u></u>

COUNTY OF BERGEN
 SCHEDULE OF RESERVE FOR CONTRACTS PAYABLE
 REGULAR TRUST FUND
 FOR THE YEAR ENDED DECEMBER 31, 2014

Balance: December 31, 2013	\$	31,730,920
Increased by:		
Transfer from Special Prosecutor's Trust Fund	\$	1,922,627
Transfer from Open Space Trust Fund		22,232,603
Transfer from Reserve for Miscellaneous Trust Fund		831,225
Trans. from Dedicated Revenues-Weights and Measures		<u>996</u>
		<u>24,987,451</u>
		56,718,371
Decreased by:		
Special Prosecutor's Trust Fund - Contracts		1,394,927
Open Space Trust Fund - Contracts		29,233,553
Miscellaneous Trust Fund - Contracts		1,100,025
Weights and Measures - Contracts		<u>2,413</u>
		<u>31,730,918</u>
Balance: December 31, 2014	\$	<u><u>24,987,454</u></u>

COUNTY OF BERGEN
SCHEDULE OF ROAD PERMIT DEPOSITS
REGULAR TRUST FUND
FOR THE YEAR ENDED DECEMBER 31, 2014

Balance: December 31, 2013	\$	442,080
Increased by:		
Deposits Collected		<u>101,501</u>
		543,581
Decreased by:		
Deposits Refunded		<u>57,778</u>
Balance: December 31, 2014	\$	<u><u>485,803</u></u>

COUNTY OF BERGEN
 SCHEDULE OF OPEN SPACE TRUST FUND
 REGULAR TRUST FUND
 FOR THE YEAR ENDED DECEMBER 31, 2014

Balance: December 31, 2013	\$	9,078,289
Increased by:		
County Open Space Tax Levy	\$	4,057,528
County Open Space Tax Levy - Added Tax		14,051
Prior Year Added Tax Collections		657
Interest		38,233
Prior Year Contracts Payable		<u>29,233,553</u>
		<u>33,344,022</u>
		42,422,311
Decreased by:		
Cash Disbursements		4,877,194
Adjustment		100
Contracts Payable		22,232,603
Encumbrance Payable		<u>42,637</u>
		<u>27,152,534</u>
Balance: December 31, 2014	\$	<u><u>15,269,777</u></u>

COUNTY OF BERGEN
SCHEDULE OF PROSECUTOR'S TRUST FUND
REGULAR TRUST FUND
FOR THE YEAR ENDED DECEMBER 31, 2014

	Balance, December 31, 2013	Prior Year Encumbrances/ Contracts Payable	Receipts	Disbursements	Encumbrances/ Contracts Payable	Balance, December 31, 2014
County Law Enforcement Trust Account	\$ 1,924,315	1,543,381	644,127	1,360,515	1,909,722	841,586
Seized Asset Trust Account	6,035,267		3,102,885	3,487,813		5,650,339
Municipal Escrow Account	4,951,115	3,200	899,757	1,020,025	918,815	3,912,032
Special Prosecutor's MARS Maintenance Fund	54,145	409,447	456,267	457,587	113,295	348,977
Prosecutor's DARE Grant	4,862					4,862
Auto Theft Penalties	4,600		3			4,603
Federal Equitable Sharing - Treasury	500,890		157,510	77,500		580,900
Federal Equitable Sharing - Justice	269,023		269,082	54,959		483,146
Asset Maintenance	208,350	255,130	10,030	206,886	120,979	145,645
	<u>\$ 13,952,567</u>	<u>2,211,158</u>	<u>5,539,661</u>	<u>6,665,285</u>	<u>3,062,811</u>	<u>11,972,090</u>
Encumbrances Payable		\$ 816,231			\$ 1,140,184	
Contracts Payable		<u>1,394,927</u>			<u>1,922,627</u>	
		<u>\$ 2,211,158</u>			<u>\$ 3,062,811</u>	
			Cash \$ 5,537,104	6,662,728		
			Intrafunds 2,557	<u>2,557</u>		
			<u>\$ 5,539,661</u>	<u>6,665,285</u>		

COUNTY OF BERGEN
 SCHEDULE OF RESERVE FOR SELF-INSURANCE TRUST FUND
 SELF-INSURANCE TRUST FUND
 FOR THE YEAR ENDED DECEMBER 31, 2014

	Balance, December 31, 2013	Other Increases	Budget Appropriations	Disbursements	Contracts Payable	Balance, December 31, 2014
Unemployment Insurance Trust Fund	\$ 698,708	1,323	550,000	486,319		763,712
Disability Insurance Trust Fund	1,186,247	16,042	40,000	419,698		822,591
Workers' Compensation Trust Fund	146,296	2,608,101	1,944,000	3,270,757		1,427,640
Self Insured Liability Fund	2,042,302	2,776,995	1,000,000	2,502,103	615,000	2,702,194
Health Benefits	495,404	8,784,197	44,680,000	53,552,568	407,033	-
Dental Insurance Trust Fund	479,809	292	1,750,000	1,693,671		536,430
	<u>\$ 5,048,766</u>	<u>14,186,950</u>	<u>49,964,000</u>	<u>61,925,116</u>	<u>1,022,033</u>	<u>6,252,567</u>
Cash Receipts		\$ 14,177,420				
Prior Year Contracts Payable		<u>9,530</u>				
		<u>\$ 14,186,950</u>				
			Cash Disbursements	\$ 61,828,247		
			Interfunds	<u>96,869</u>		
				<u>\$ 61,925,116</u>		

COUNTY OF BERGEN
SCHEDULE OF DUE FROM CURRENT FUND
SELF-INSURANCE TRUST FUND
FOR THE YEAR ENDED DECEMBER 31, 2014

Increased by:

Current Fund Budget Appropriations:

Unemployment Insurance	\$ 550,000
Disability Insurance	40,000
Workers' Compensation	1,944,000
Self Insured Liability	1,000,000
Health Benefits	44,680,000
Dental Benefits	<u>1,750,000</u>

\$ 49,964,000

Decreased by:

Cash Received

\$ 49,964,000

COUNTY OF BERGEN
 SCHEDULE OF RESERVE FOR EXPENDITURES
 COMMUNITY DEVELOPMENT TRUST FUND
 FOR THE YEAR ENDED DECEMBER 31, 2014

Balance: December 31, 2013		\$ 22,514,217
Increased by:		
U.S. Department of Housing and Urban Development (HUD):		
CDBG Funding	\$ 8,651,658	
Emergency Shelter Allocation	849,066	
Home Funds	1,983,429	
Transfer from Program Income	228,036	
Transfer from Mortgage Interest and Principal Accounts:		
Principal	<u>539,154</u>	
		<u>12,251,343</u>
		34,765,560
Decreased by:		
Interfunds	11,298,055	
Cash Disbursements	<u>529,873</u>	
		<u>11,827,928</u>
Balance: December 31, 2014		\$ <u><u>22,937,632</u></u>

COUNTY OF BERGEN

SCHEDULE OF HOME IMPROVEMENT MORTGAGES - PRINCIPAL

COMMUNITY DEVELOPMENT TRUST FUND

FOR THE YEAR ENDED DECEMBER 31, 2014

Balance: December 31, 2013	\$ 992,031
Increased by:	
Mortgage Principal Received	<u>387,485</u>
	1,379,516
Decreased by:	
Transfer to Reserve for Expenditures	<u>539,154</u>
Balance: December 31, 2014	<u>\$ 840,362</u>

SCHEDULE OF HOME IMPROVEMENT MORTGAGES - INTEREST

COMMUNITY DEVELOPMENT TRUST FUND

FOR THE YEAR ENDED DECEMBER 31, 2014

Balance: December 31, 2013	\$ 2,345,036
Increased by:	
Mortgage Interest Received	<u>140,133</u>
Balance: December 31, 2014	<u>\$ 2,485,169</u>

COUNTY OF BERGEN
SCHEDULE OF DUE TO REGULAR TRUST FUND
COMMUNITY DEVELOPMENT TRUST FUND
FOR THE YEAR ENDED DECEMBER 31, 2014

Balance: December 31, 2013	\$ <u>22,500</u>
Balance: December 31, 2014	\$ <u><u>22,500</u></u>

COUNTY OF BERGEN
SCHEDULE OF PROGRAM INCOME
COMMUNITY DEVELOPMENT TRUST FUND
FOR THE YEAR ENDED DECEMBER 31, 2014

Balance: December 31, 2013	\$	936,197
Increased by:		
Cash Received for Program Income		228,036
		1,164,233
Decreased by:		
Transfer to Reserve for Expenditures		228,036
Balance: December 31, 2014	\$	936,197

SCHEDULE OF SMALL BUSINESS LOANS - INCOME
COMMUNITY DEVELOPMENT TRUST FUND
FOR THE YEAR ENDED DECEMBER 31, 2014

Balance: December 31, 2013	\$	100
Balance: December 31, 2014	\$	100

COUNTY OF BERGEN
 SCHEDULE OF SMALL BUSINESS LOANS - PRINCIPAL
 COMMUNITY DEVELOPMENT TRUST FUND
 FOR THE YEAR ENDED DECEMBER 31, 2014

Balance: December 31, 2013	\$	510,748
Increased by:		
Principal Received		11,833
Balance: December 31, 2014	\$	522,581

COUNTY OF BERGEN
 SCHEDULE OF SMALL BUSINESS LOANS - INTEREST
 COMMUNITY DEVELOPMENT TRUST FUND
 FOR THE YEAR ENDED DECEMBER 31, 2014

Balance: December 31, 2013	\$	52,598
Increased by:		
Interest Received		4,557
Balance: December 31, 2014	\$	57,155

COUNTY OF BERGEN

SCHEDULE OF HOME IMPROVEMENT MORTGAGES - INTEREST ON INVESTMENTS

COMMUNITY DEVELOPMENT TRUST FUND

FOR THE YEAR ENDED DECEMBER 31, 2014

Balance: December 31, 2013	\$ 34,231
Increased by:	
Interest Received	<u>4,245</u>
Balance: December 31, 2014	<u>\$ 38,476</u>

EXHIBIT B-26

SCHEDULE OF FIRST TIME HOME BUYER DOWN PAYMENT ACT

COMMUNITY DEVELOPMENT TRUST FUND

FOR THE YEAR ENDED DECEMBER 31, 2014

Balance: December 31, 2013	\$ <u>130,301</u>
Balance: December 31, 2014	<u>\$ 130,301</u>

COUNTY OF BERGEN
 SCHEDULE OF FIRST TIME HOMEBUYER MORTGAGES
 COMMUNITY DEVELOPMENT TRUST FUND
 FOR THE YEAR ENDED DECEMBER 31, 2014

Increased by:		
Cash Received	\$	<u>17,500</u>
Balance: December 31, 2014	\$	<u><u>17,500</u></u>

SCHEDULE OF OVEREXPENDITURE OF RESERVE
 SELF INSURANCE TRUST FUND
 FOR THE YEAR ENDED DECEMBER 31, 2014

Increased by:		
Overexpenditure of Reserve	\$	<u>86,629</u>
Balance: December 31, 2014	\$	<u><u>86,629</u></u>

COUNTY OF BERGEN
SCHEDULE OF CASH AND CASH EQUIVALENTS - TREASURER
GENERAL CAPITAL FUND
FOR THE YEARS ENDED DECEMBER 31, 2014 and 2013

	<u>2014</u>	<u>2013</u>
Balance - January 1,	\$ 51,215,994	\$ 37,064,073
Increased by:		
Premium on Bond Sale	5,306,772	1,792,366
Premium on Bond Anticipation Note Sale	533,546	
Outside Funding for Bonded Projects	104,538	1,569,254
Interfunds	1,756,940	
Interfunds - Interest Earned	264,901	2,285
Capital Improvement Fund	1,376,068	1,350,000
Serial Bonds Issued	99,080,000	105,785,000
Bond Anticipation Notes Issued	53,000,000	
NJDOT Grants Received	6,855,000	9,335,827
NJDOT Reimbursement		433,306
ARRA Funding Court Street Bridge		976,737
Interest Earned on Arbitrage Rebate	2,360	
Reserve for Interest	24,817	
Reserve for PVHS Tennis Courts	785,893	
Reserve for Payment of Notes	580,379	
Deferred Charges - Unfunded	292,232	243,012
	<u>169,963,446</u>	<u>121,487,787</u>
	221,179,440	158,551,860
Decreased by:		
Interfunds	331,828	
Improvement Authorizations	30,223,938	106,643,991
Encumbrances Payable	80,754,787	
Interest Transferred on Arbitrage Rebate	22,968	31,875
Reserve for PVHS Tennis Court	429,914	
Fund Balance Transferred to Current Fund	2,350,000	660,000
	<u>114,113,435</u>	<u>107,335,866</u>
Balance - December 31,	<u>\$ 107,066,006</u>	<u>\$ 51,215,994</u>

COUNTY OF BERGEN
ANALYSIS OF CASH AND CASH EQUIVALENTS
GENERAL CAPITAL FUND
FOR THE YEAR ENDED DECEMBER 31, 2014

	Balance December 31, 2013
Fund Balance	\$ 7,708,795
Capital Improvement Fund	546,786
Reserve for Encumbrances	113,440,646
Reserve for Encumbrances - PVHS Tennis Courts	438,061
Infrastructure Trust Loan Receivable	(170,639)
NJDOT Receivable	(6,629,273)
School District Receivable	(82,082)
FEMA Hazard Grant Program Receivable	(3,500,000)
Reserve for Arbitrage Rebate	38,834
Reserve for Interest	24,817
Reserve for Preliminary Costs	1,434
Reserve for Payment of Notes	719,279
Interfunds	1,626,845

Improvement Authorizations:

<u>Ordinance Number</u>	<u>Improvement Description</u>	
88-22	Road Resurfacing and Various Improvements	(238,709)
88-24	Various Road, Bridge and Drainage Improvements	(375)
88-41	Acquisition of Various Equipment & Improvements	(125,000)
88-45	Acquisition of Central Campus - Special Services	386,548
88-68	Acquisition of a New Data System	(883)
89-25	Parks Maintenance Garage	(12,845)
90-35	Parks - Vehicles and Equipment	(24)
90-38	Human Services - Renovations	(10,000)
93-30	Jail Construction	(12,470)
95-23	Various County Department Improvements	387
98-19	Public Works Improvements & Purchase of Equipment	(306,365)
98-20	Public Works Road Resurfacing	386,063
99-08	Road Resurfacing	435,731
99-21	Health Department Improvements	(40,000)
99-23	Various County Improvements - Public Works	(495)
00-05	DPW Road Improvements & Equipment	(212,262)
00-07	Road Resurfacing	770,008
00-14	Park Improvements	(50,156)
00-15	Department of Health & Human Services	(1,500)
00-33	DPW Bridge Improvements	107,433
01-14	DPW Improvements and Equipment	(604,564)
01-22	Health and Human Services Improvements	(30,619)
01-24	Administration and Finance Equipment	1
01-28	Road Resurfacing	97,273

COUNTY OF BERGEN

ANALYSIS OF CASH AND CASH EQUIVALENTS

GENERAL CAPITAL FUND

FOR THE YEAR ENDED DECEMBER 31, 2014

	Balance December 31, 2013
02-04 Public Works Improvements & Equipment	(47,926)
02-09 Road Improvements - DOT	98,983
02-19 Various Bridge Improvements	2,093
02-28 Planning & Economic Development	(279,161)
02-31 Prosecutor Equipment	(364)
03-08 Open Space - Various Municipalities-	(179,835)
03-15 DPW - Roads	62,786
03-25 Public Works - Various Improvements	(31,071)
03-32 Bergen County Justice Center	(1)
03-35 Planning and Economic Development	(29,520)
03-36 Various Departments Equipment	(144)
03-37 Health & Human Services	(6,017)
03-38 Bridge Improvements - DOT	3,420,179
04-12 DPW Various Improvements	(52,496)
04-19 Co-Generation Plan	(72,664)
04-21 Law Enforcement Improvements	10,848
04-22 Health and Human Services Improvements	(30)
04-24 Planning and Economic Development Improvements	(189,851)
05-04 Park Improvements	(54,791)
05-09 Health and Human Services	(21,961)
05-11 Law Enforcement Improvements	(9,205)
05-12 Public Works Improvements	(94,285)
05-14 Justice Center Improvements	(10,658)
05-18 Vocational - Technical School Improvements	(5)
05-21 Park Improvements	(1,740)
05-36 DPW Drainage Improvements	(391,749)
06-08 Road Resurfacing	25,310
06-09 DPW Various Improvements	(136,920)
06-10 Park Improvements	(492,694)
06-15 Law Enforcement - Various Improvements	(82,404)
06-16 Health and Human Services	(142,178)
06-20 Voc-Tech School Improvements	(43,613)
06-22 Planning and Economic Development Improvements	(294,547)
06-29 DPW Roads and Bridges	(625,635)
06-34 Homeless Shelter Property Acquisition	(228)
06-35 Overpeck Landfill	(291,094)
07-10 Parks Golf Course Improvements	(169,892)
07-11 Law Enforcement Improvements	(69,033)
07-12 Various DPW Improvements	(49,774)
07-13 Parks Improvements	(447,516)
07-14 Health and Human Services	(44,042)
07-15 Bergen Community College Improvements	78,361
07-22 Trunked Radio System	(13,500)

COUNTY OF BERGEN
ANALYSIS OF CASH AND CASH EQUIVALENTS
GENERAL CAPITAL FUND
FOR THE YEAR ENDED DECEMBER 31, 2014

		Balance December 31, 2013
		2013
07-28	Justice Center Improvements	(38,388)
07-29	Special Service School Improvements	(1,052)
07-33	Planning Improvements	(49,990)
07-34	Various County Department Improvements	(1,560)
07-35	Bergen Regional Medical Center	(2,905)
07-43	Overpeck Landfill Improvements	(802,395)
08-12	Sheriff's Office Improvements	(727,413)
08-13	Public Works Improvements	(84,310)
08-14	Various County Improvements	(7,725)
08-16	Parks Improvements	(56,932)
08-17	Health and Human Services Improvements	(100,011)
08-19	Communications Center	(126,617)
08-20	Renovations to Golf Courses	(66,481)
08-36	Juvenile Detention Center Phase I	(52,000)
08-37	Various Park Improvements	(145,540)
08-38	Various Law Enforcement Improvements	(509,873)
08-39	Bergen Regional Medical Center Improvements	(14,101)
08-40/12-31	County Special Services School District Improvements	(540)
08-41	Bergen County Technical Schools	(38,370)
08-42	Bergen County Community College	(17,227)
08-43	Public Works Improvements	(1,127,725)
08-46	Various Road Improvement Projects	269,687
08-56	Property Acquisition & Infrastructure Improvements	(99,896)
09-01	Juvenile Detention Center	(56,286)
09-07	Administration/Finance Improvements	(21,554)
09-11	Parks Improvements	(85,057)
09-12	Health and Human Services Improvements	(147,413)
09-17	Parks Improvements	(2,224,204)
09-18	Golf Course Improvements	(88,389)
09-19	Law Enforcement Improvements	(209,656)
09-20	Public Works Improvements	(688,399)
09-22	Public Works Improvements	(267,530)
09-23	Road Resurfacing	2,622,557
09-25	Juvenile Detention Center	(360,733)
09-31	College Ch 12 Improvements	665,617
10-09	Road Improvements	2,506,545
10-12	Park Improvements	(387,865)
10-13	Admin & Finance Improvements	(3,986)
10-14	Planning & Economic Development	10,500
10-15	Health & Human Services Improvements	(187,442)
10-16	Overpeck Phase II Improvements	(68,033)
10-17	Department of Public Works Improvements	(802,896)
10-19	Special Services School District Improvements	(7,521)

COUNTY OF BERGEN

ANALYSIS OF CASH AND CASH EQUIVALENTS

GENERAL CAPITAL FUND

FOR THE YEAR ENDED DECEMBER 31, 2014

	Balance December 31, 2013
10-20	Voc-Tech School Improvements (5,626)
10-21	County Law Enforcement (742,080)
10-23	BRMC Improvements (241,680)
10-28/12-30	Special Services School District Improvements (80,350)
10-35	DOT Road Improvements 1,351,170
11-01	Various Capital Park Improvements (215,536)
11-02	Various Improvements Dept. Health and Human Services (118,911)
11-03	Various Improvements Depts. Planning and Administration (18,585)
11-04	Various Dept. Public Works Improvements (1,054,566)
11-05	Various Improvements Bergen County Technical Schools (1)
11-06	Various Improvements Special Services School District (2,001)
11-07	BCC College Improvements 8,454,306
11-08	Various Dept. Public Works Improvements 120,846
11-09	Various Dept. Public Works Improvements 41,748
11-16	Department of Public Works (DOT) 109,062
11-20	Improvements to Justice Center Complex (6,204)
12-08	Admin and Finance Improvements (42,532)
12-09	Park Improvements (274,697)
12-10	DPW Capital Improvements (1,913,339)
12-11	DPW DOT Midland Park Bridge 79,722
12-12	DPW DOT Allendale Bridge 125,389
12-19	Law Enforcement Improvements (720,050)
12-20	Health and Human Services Improvements (213,278)
12-21	Bergen Community College Ch. 12 (63,616)
12-22	Special Services School Improvements (33,967)
12-23	Vocational School Improvements (13,994)
12-24	DPW NJDOT 2012 2,989,910
12-26	Bergen Community College Ch. 12 130,620
12-35/14-10	Justice Center and DPW Garage Improvements (32,738,822)
13-03	Special Service School Improvements 11,944,168
13-04	DPW Rehab Patterson St. Bridge, Hillsdale 169,797
13-09	DPW Road Improvements State Aid 1,413,900
13-10	Park Improvements (529,322)
13-11	Administration and Finance Equipment (266,038)
13-12	Health and Human Services (15,204)
13-13	DPW Improvements (2,688,953)
13-15	Various Improvements to Technical Schools (70,573)
13-16	Special Services School District Improvements (36,780)
13-17	Bergen Community College (680)
13-18	Bergen Community College Ch. 12 4,238,025
13-22	Law Enforcement Improvements (245,927)
14-02	DPW NJDOT 2014 1,486,439
14-03	DPW NJDOT 2013 1,000,000

COUNTY OF BERGEN
 ANALYSIS OF CASH AND CASH EQUIVALENTS
 GENERAL CAPITAL FUND
 FOR THE YEAR ENDED DECEMBER 31, 2014

		Balance December 31, 2013
14-04	DPW - FEMA Hazard Mitigation Grant	2,255,335
14-12	BRMC - Various Capital Improvements	(1,644,460)
14-19	Admin & Finance - Various Capital Improvements	(146,359)
14-21	Parks	(1,265)
14-22	Special Service School Improvements	17,339
14-23	Law Enforcement Improvements	134,178
14-24	DPW	121,456
14-25	BC - Technical Schools	(10,003)
14-26	BC - Special Schools	(46,792)
14-29	Planning	(88,000)
14-37	DPW - Rivervale Road	4,663,200
14-38	DPW - Zabriskie Street	90,000
		\$ 107,066,006

COUNTY OF BERGEN
SCHEDULE OF ENVIRONMENTAL INFRASTRUCTURE
TRUST LOAN RECEIVABLE
GENERAL CAPITAL FUND
FOR THE YEAR ENDED DECEMBER 31, 2014

Balance: December 31, 2013	\$	<u>170,639</u>
Balance: December 31, 2014	\$	<u><u>170,639</u></u>

SCHEDULE OF NJDOT RECEIVABLE
GENERAL CAPITAL FUND
FOR THE YEAR ENDED DECEMBER 31, 2014

Balance: December 31, 2013	\$	1,216,073
Increased by:		
Current Year Award		<u>12,268,200</u>
		13,484,273
Decreased by:		
Cash Received		<u>6,855,000</u>
Balance: December 31, 2014	\$	<u><u>6,629,273</u></u>

COUNTY OF BERGEN
SCHEDULE OF FEMA HAZARD GRANT PROGRAM RECEIVABLE
GENERAL CAPITAL FUND
FOR THE YEAR ENDED DECEMBER 31, 2014

Increased by:		
Grant Awards	\$	<u>3,500,000</u>
 Balance: December 31, 2014	 \$	 <u><u>3,500,000</u></u>

SCHEDULE OF SCHOOL DISTRICT RECEIVABLE
GENERAL CAPITAL FUND
FOR THE YEAR ENDED DECEMBER 31, 2014

Increased by:		
Reimbursement for Expenditures	\$	<u>82,082</u>
 Balance: December 31, 2014	 \$	 <u><u>82,082</u></u>

COUNTY OF BERGEN

SCHEDULE OF DEFERRED CHARGES TO FUTURE TAXATION - FUNDED

GENERAL CAPITAL FUND

FOR THE YEAR ENDED DECEMBER 31, 2014

Balance: December 31, 2013		\$	540,872,064
Increased by:			
Bonds Issued			<u>99,080,000</u>
			639,952,064
Decreased by Debt Payments:			
Serial Bonds	\$	43,216,000	
Environmental Infrastructure Trust		497,476	
Green Trust Loan		<u>300,334</u>	
			<u>44,013,810</u>
Balance: December 31, 2014		\$	<u><u>595,938,254</u></u>

COUNTY OF BERGEN
 SCHEDULE OF DEFERRED CHARGES TO FUTURE TAXATION - UNFUNDED
 GENERAL CAPITAL FUND
 FOR THE YEAR ENDED DECEMBER 31, 2014

Ordinance Number	Improvement Description	Balance, December 31, 2013	Authorized in 2014	Reduced	Balance, December 31, 2014	Analysis of December 31, 2014 Balance		Unexpended Improvement Authorizations
						Financed Bond Anticipation Notes	Expenditures	
88-22	Road Resurfacing and Various Improvements	\$ 238,709			238,709		238,709	
88-24	Various Road, Bridge, and Drainage Improvements	375			375		375	
88-41	Acquisition of Various Equipment & Improvements	125,000			125,000		125,000	
88-68	Acquisition of a New Data System	883			883		883	
89-25	Park Construction	12,845			12,845		12,845	
90-35	Parks - Vehicles and Equipment	24			24		24	
90-38	Removal of Underground Tanks	10,000			10,000		10,000	
93-30	Jail Construction	12,470			12,470		12,470	
95-18	Planning & Economic Development	1,323,038			1,323,038			1,323,038
95-20	DPW Improvements & Equipment	15,740			15,740			15,740
98-19	Public Works Improvements & Purchase of Equipment	386,732			386,732	72,742	306,365	7,625
98-29	Planning and Economic Development Improvements	350,000			350,000			350,000
99-21	Health Department Improvements	40,000			40,000		40,000	
99-23	Various County Improvements - Public Works	495			495		495	
00-05	DPW Roads Improvement & Equipment	256,135			256,135	43,873	212,262	
00-11	Open Space Acquisition	363,928			363,928			363,928
00-14	Park Improvements	200,001			200,001	31,545	50,156	118,300
00-15	Department of Health & Human Services	14,466			14,466	1,450	1,500	11,516
01-14	DPW Improvements and Equipment	617,486			617,486	12,441	604,564	481
01-17	Open Space	116,679			116,679			116,679
01-22	Health and Human Services Improvement	36,211			36,211	5,592	30,619	
01-24	Administration and Finance Equipment	15,572			15,572	13,004	(1)	2,569
02-04	Public Works Improvements and Equipment	47,926			47,926		47,926	
02-08	Various Department Improvements/Finance & Admin.	35,766			35,766	35,766		
02-24	Health & Human Services Improvements & Equipment	51			51			51
02-28	Planning & Econ Dev - Rail Network	279,161			279,161		279,161	
02-31	Prosecutor Equipment	364			364		364	
03-04	Open Space - Various Municipalities	2,534,077			2,534,077			2,534,077
03-08	Open Space - Various Municipalities	192,152			192,152		179,835	12,317
03-25	Public Works - Various Improvements	31,071			31,071		31,071	
03-30	Various Improvements/Law Enforcement Equipment	2,762			2,762	2,762		
03-32	Bergen County Justice Center	2,392,197			2,392,197	96,476	1	2,295,720
03-35	Planning and Economic Development	805,842			805,842	31,057	29,520	745,265
03-36	Various Departments Equipment	66,201			66,201	55,218	144	10,839
03-37	Health and Human Services	556,017			556,017		6,017	550,000
04-12	DPW Various Improvements	370,206			370,206	184,646	52,496	133,064
04-18	Park Improvements & Equipment	24,655			24,655	24,655		
04-19	Cogeneration Plant	199,460			199,460		72,664	126,796

COUNTY OF BERGEN
 SCHEDULE OF DEFERRED CHARGES TO FUTURE TAXATION - UNFUNDED
 GENERAL CAPITAL FUND
 FOR THE YEAR ENDED DECEMBER 31, 2014

Ordinance Number	Improvement Description	Balance, December 31, 2013	Authorized in 2014	Reduced	Balance, December 31, 2014	Analysis of December 31, 2014 Balance		
						Financed Bond Anticipation Notes	Expenditures	Unexpended Improvement Authorizations
04-21	Law Enforcement Improvements	18,861			18,861	11,765		7,096
04-22	Health & Human Services Improvements	30			30		30	
04-23	Various County Department Improvements	29,700			29,700	29,700		
04-24	Planning and Economic Development Improvements	1,133,862			1,133,862	151,568	189,851	792,443
04-30	Special Service School Improvements	145			145			145
05-04	Park Improvements	597,550			597,550	54,009	54,791	488,750
05-09	Health and Human Services	166,218			166,218	140,917	21,961	3,340
05-10	Park Improvements	22,130			22,130			22,130
05-11	Law Enforcement Improvements	119,445			119,445	14,272	9,204	95,969
05-12	Public Works Improvements	1,041,134			1,041,134	206,265	94,285	740,584
05-13	Various County Department Improvements	29,600			29,600			29,600
05-14	Justice Center Improvements	116,064			116,064	59,000	10,658	46,406
05-17	Special Service School Improvements	207			207			207
05-18	Vocational Technical School Improvements	15,586			15,586		5	15,581
05-21	Park Improvements	199,603			199,603	6,714	1,740	191,149
05-36	DPW Drainage Improvements	1,172,577			1,172,577	763,057	391,749	17,771
06-09	DPW Various Improvements	176,426			176,426	39,506	136,920	
06-10	Parks Improvements	573,990			573,990	66,617	492,694	14,679
06-15	Law Enforcement Various Improvements	253,366			253,366	26,416	82,404	144,546
06-16	Health and Human Services	643,064			643,064	200,142	142,178	300,744
06-17	Various County Improvements	26,006			26,006	11,993		14,013
06-20	Voc-Tech School Improvements	634,286			634,286	48,890	43,613	541,783
06-21	Special Service School Improvements	161,638			161,638	145,343		16,295
06-22	Planning and Economic Development Improvements	2,012,034			2,012,034	24,563	294,547	1,692,924
06-26	Voc-Tech School Improvements	10,017			10,017			10,017
06-27	Special Services School Improvements	20,000			20,000			20,000
06-29	DPW Roads and Bridges	1,366,463			1,366,463	721,431	625,635	19,397
06-34	Homeless Shelter Property Acquisition	5,585			5,585		228	5,357
06-35	Overpeck Landfill	483,065			483,065	3,314	291,094	188,657
07-10	Parks Golf Course Improvements	1,744,936			1,744,936	499,692	169,892	1,075,352
07-11	Law Enforcement Improvements	1,317,073			1,317,073	281,841	69,033	966,199
07-12	Various DPW Improvements	216,930			216,930		49,774	167,156
07-13	Parks Improvements	508,338			508,338	60,541	447,516	281
07-14	Health and Human Services	405,303			405,303	168,326	44,042	192,935
07-22	Trunked Radio System	13,500			13,500		13,500	
07-28	Justice Center Improvements	186,293			186,293	107,876	38,388	40,029
07-29	Special Services School Improvements	203,207			203,207	28,970	1,052	173,185
07-30	Vocational School Improvements	574,181			574,181	158,576		415,605

COUNTY OF BERGEN
 SCHEDULE OF DEFERRED CHARGES TO FUTURE TAXATION - UNFUNDED
 GENERAL CAPITAL FUND
 FOR THE YEAR ENDED DECEMBER 31, 2014

Ordinance Number	Improvement Description	Balance, December 31, 2013	Authorized in 2014	Reduced	Balance, December 31, 2014	Analysis of December 31, 2014 Balance		
						Financed Bond Anticipation Notes	Expenditures	Unexpended Improvement Authorizations
07-33	Planning Improvements	1,794,972			1,794,972	9,090	49,990	1,735,892
07-34	Various County Department Improvements	162,293			162,293	38,422	1,560	122,311
07-35	Bergen Regional Medical Center	88,715		58,076	30,639	27,734	2,905	
07-36	Equestrian Center Improvements	50,000			50,000			50,000
07-43	Overpeck Landfill	1,364,506			1,364,506	307,608	802,395	254,503
08-12	Sheriff's Office Improvements	2,635,143			2,635,143	826,317	727,413	1,081,413
08-13	Public Works Improvements	1,685,824			1,685,824	1,175,562	84,310	425,952
08-14	Various County Improvements	82,638			82,638	8,438	7,725	66,475
08-15	Planning & Economic Development Improvements	1,249,000			1,249,000	897,627		351,373
08-16	Parks Improvements	273,865			273,865	25,295	56,932	191,638
08-17	Health and Human Services Improvements	718,801			718,801	142,501	100,011	476,289
08-19	Communications Center	1,729,065			1,729,065	29,237	126,617	1,573,211
08-20	Renovations to Golf Courses	2,981,058			2,981,058	40,611	66,481	2,873,966
08-36	Juvenile Detention Center Phase I	689,447			689,447		52,000	637,447
08-37	Various Parks Improvements	2,852,905			2,852,905	480,279	145,540	2,227,086
08-38	Various Law Enforcement Improvements	3,645,000			3,645,000	2,425,137	509,873	709,990
08-39	Bergen Regional Medical Center Improvements	378,453		281,997	96,456	82,355	14,101	
08-40	County Special Services School District Improv.	582,091			582,091	462,616	540	118,935
08-41	Bergen County Technical Schools	3,953,616			3,953,616	110,267	38,370	3,804,979
08-42	Bergen County Community College	3,000,000			3,000,000	2,833,163	17,227	149,610
08-43	Public Works Improvements	4,940,000			4,940,000	3,673,293	1,127,725	138,982
08-48	Overpeck Park and Equestrian Center Improvements	156,945		156,945				
08-56	Property Acquisition & Infrastructure Improvements	569,808			569,808	114,536	99,896	355,376
09-01	Juvenile Detention Center	523,987			523,987	10,060	56,286	457,641
09-03	Scif Insurance Reserves	3,754,400			3,754,400	3,754,400		
09-04	Planning & Economic Development Improv.	1,875,000			1,875,000			1,875,000
09-07	Administration / Finance Improvements	879,090			879,090	89,976	21,554	767,560
09-11	Parks Improvements	1,464,869			1,464,869	913,095	85,057	466,717
09-12	Health and Human Services Improvements	1,453,198			1,453,198	424,519	147,413	881,266
09-16	Improvements to Bergen Regional Medical Ctr.	434,704		434,704				
09-17	Parks Improvements	4,782,850			4,782,850	1,807,874	2,224,204	750,772
09-18	Golf Course Improvements	2,026,350			2,026,350	779,010	88,389	1,158,951
09-19	Law Enforcements Improvements	1,657,401			1,657,401	503,181	209,656	944,564
09-20	Public Works Improvements	2,478,845			2,478,845	286,273	688,399	1,504,173
09-22	Public Works Improvements	1,043,723			1,043,723	385,071	267,530	391,122
09-25	Juvenile Detention Center	6,893,252			6,893,252	218,086	360,733	6,314,433
09-30	College Improvements	25,265			25,265	14,290		10,975
10-12	Park Improvements	1,850,258			1,850,258	565,775	387,865	896,618

COUNTY OF BERGEN
 SCHEDULE OF DEFERRED CHARGES TO FUTURE TAXATION - UNFUNDED
 GENERAL CAPITAL FUND
 FOR THE YEAR ENDED DECEMBER 31, 2014

Ordinance Number	Improvement Description	Balance, December 31, 2013	Authorized in 2014	Reduced	Balance, December 31, 2014	Analysis of December 31, 2014 Balance		
						Financed Bond Anticipation Notes	Expenditures	Unexpended Improvement Authorizations
10-13	Admin & Finance Improvements	1,036,792			1,036,792	14,983	3,986	1,017,823
10-14	Planning & Economic Development	620,000			620,000			620,000
10-15	Health & Human Services Improvements	2,033,452			2,033,452	661,873	187,442	1,184,137
10-16	Overpeck Phase II Improvements	5,064,184			5,064,184	14,684	68,033	4,981,467
10-17	Department of Public Works Improvements	3,246,154			3,246,154	1,730,925	802,896	712,333
10-18	BCC College Improvements	580,796			580,796	497,395	1	83,400
10-19	Special Services School District Improvements	535,823			535,823	501,083	7,521	27,219
10-20	Voc-Tech School Improvements	783,869			783,869	144,285	5,626	633,958
10-21	County Law Enforcement	6,035,685			6,035,685	2,181,076	742,080	3,112,529
10-23	BRMC Improvements	4,665,328		2,055,600	2,609,728	2,366,411	241,680	1,637
10-28	Special Services School District Improvements	1,493,466			1,493,466	1,105,064	80,350	308,052
10-29	Voc-Tech School Improvements	119,063			119,063	15,663		103,400
10-30	BCC College Improvements	40,000			40,000	7,009		32,991
11-01	Various Capital Park Improvements	1,681,578			1,681,578	987,500	215,536	478,542
11-02	Various Improvements Dept. Health and Human Services	1,054,254			1,054,254	162,233	118,911	773,110
11-03	Various Improvements Depts. Planning and Administration	532,830			532,830	72,745	18,585	441,500
11-04	Various Dept. Public Works Improvements	2,876,420			2,876,420	1,300,884	1,054,566	520,970
11-05	Various Improvements Bergen County Technical Schools	336,463			336,463	56,246	1	280,216
11-06	Various Improvements Special Services School District	374,945			374,945	174,143	2,001	198,801
11-08	Various Dept. Public Works Improvements	3,596,704		163,467	3,433,237	58,282		3,374,955
11-09	Various Dept. Public Works Improvements	35,409			35,409			35,409
11-15	BCC College Improvements	398,444			398,444	312,191		86,253
11-20	Improvements to Justice Center Complex	3,420,000			3,420,000	3,161,320	6,204	252,476
12-01	ERI Refunding Bond - County	5,000			5,000			5,000
12-02	ERI Refunding Bond - Social Services	8,000			8,000			8,000
12-03	ERI Refunding Bond - School	2,000			2,000			2,000
12-05	Refunding 2003 General Improvement Bonds	2,840,000			2,840,000			2,840,000
12-08	Admin and Finance Improvements	101,648			101,648	15,247	42,532	43,869
12-09	Park Improvements	2,542,796			2,542,796	1,524,866	274,697	743,233
12-10	DPW Capital Improvements	4,181,682			4,181,682	1,502,854	1,913,339	765,489
12-19	Law Enforcement Improvements	5,915,718			5,915,718	1,607,651	720,050	3,588,017
12-20	Health and Human Services Improvements	1,011,000			1,011,000	220,286	213,278	577,436
12-21	Bergen Community College Ch. 12	1,000,000			1,000,000	279,743	63,616	656,641
12-22	Special Services School Improvements	379,106			379,106	153,426	33,967	191,713
12-23	Vocational School Improvements	485,862			485,862	101,007	13,994	370,861
12-35	Justice Center and DPW Garage Improvements	90,292,106	32,031,000	54,882,021	67,441,085		32,738,822	34,702,263
13-02	Refunding General Improvement and Special Services	2,715,000			2,715,000			2,715,000
13-03	Special Services School Improvements	46,000,000		40,000,000	6,000,000			6,000,000

COUNTY OF BERGEN
 SCHEDULE OF DEFERRED CHARGES TO FUTURE TAXATION - UNFUNDED
 GENERAL CAPITAL FUND
 FOR THE YEAR ENDED DECEMBER 31, 2014

Ordinance Number	Improvement Description	Balance, December 31, 2013	Authorized in 2014	Reduced	Balance, December 31, 2014	Analysis of December 31, 2014 Balance		
						Financed Bond Anticipation Notes	Expenditures	Unexpended Improvement Authorizations
13-10	Park Improvements	2,793,000			2,793,000	1,012,766	529,322	1,250,912
13-11	Administration and Finance Equipment	1,233,000			1,233,000	329,681	266,038	637,281
13-12	Health and Human Services	1,423,650			1,423,650	106,714	15,204	1,301,732
13-13	DPW Improvements	12,326,000			12,326,000	1,641,588	2,688,953	7,995,459
13-15	Various Improvements to Technical Schools	1,268,000			1,268,000	434,374	70,573	763,053
13-16	Special Services School Improvements	450,000			450,000	260,045	36,780	153,175
13-17	Bergen Community College	1,000,000			1,000,000	6,209	680	993,111
13-18	Bergen Community College Ch. 12	4,250,000		4,250,000				
13-22	Law Enforcement Improvements	4,370,000		76,744	4,293,256		245,927	4,047,329
14-12	BRMC - Various Capital Improvements		3,094,637		3,094,637	169,100	1,644,460	1,281,077
14-19	Admin & Finance - Various Capital Improvements		1,291,885		1,291,885		146,359	1,145,526
14-20	Bergen County Community Improvements		3,625,000		3,625,000			3,625,000
14-21	Health and Human Services Improvements		2,438,025		2,438,025	4,219	1,265	2,432,541
14-22	Special Service School Improvements		1,992,500		1,992,500			1,992,500
14-23	Law Enforcement Improvements		5,794,700		5,794,700			5,794,700
14-24	DPW		9,861,000		9,861,000			9,861,000
14-25	BC - Technical Schools		1,205,000		1,205,000		10,003	1,194,997
14-26	BC - Special Schools		450,000		450,000		46,792	403,208
14-29	Planning		1,163,000		1,163,000		88,000	1,075,000
14-37	DPW - Rivervale Road		1,165,800		1,165,800			1,165,800
14-38	DPW - Zabriskie Street		1,695,000		1,695,000			1,695,000
		<u>\$ 321,755,674</u>	<u>65,807,547</u>	<u>102,359,554</u>	<u>285,203,667</u>	<u>53,000,000</u>	<u>59,991,016</u>	<u>172,212,651</u>
			General Serial Bonds \$	99,080,000				
			Cancelled by Resolution	156,945				
			Re-Appropriation	2,830,377				
			Reimbursements	292,232				
				<u>\$ 102,359,554</u>				
						Improvement Authorizations Unfunded \$		172,223,499
						Less: Unexpended Proceeds of Bond Anticipation Notes Issued		
						Ordinance No.		
						04-21		10,848
								<u>\$ 172,212,651</u>

COUNTY OF BERGEN
 SCHEDULE OF GENERAL SERIAL BONDS
 GENERAL CAPITAL FUND
 FOR THE YEAR ENDED DECEMBER 31, 2014

Purpose	Date of Issue	Amount of Original Issue	Maturities of Bonds Outstanding December 31, 2014		Interest Rate (%)	Balance, December 31, 2013	Increased	Decreased	Balance, December 31, 2014
			Date	Amount					
General Obligation Refunding Bonds	10/01/03	14,680,000	2015	1,500,000	3.625	\$ 3,025,000		1,525,000	1,500,000
General Improvement Bonds	10/15/04	26,511,000				2,200,000		2,200,000	-
School Bonds	10/15/04	12,000,000				1,000,000		1,000,000	-
County College Bonds	10/15/04	5,744,500	2015	385,000	3.750	2,279,500		385,000	1,894,500
			2016	385,000	3.750				
			2017	385,000	3.800				
			2018	385,000	4.000				
			2019	354,500	4.000				
County College Bonds (County College Bond Act, P.L.1971, c.72)	10/15/04	5,744,500	2015	385,000	3.750	2,279,500		385,000	1,894,500
			2016	385,000	3.750				
			2017	385,000	3.800				
			2018	385,000	4.000				
			2019	354,500	4.000				
General Improvement Bonds	11/15/05	40,295,000	2015	4,400,000	4.000	7,700,000		3,300,000	4,400,000
Special Services/Vocational School Bonds (New Jersey School Bond Reserve Act, P.L. 1980, c.72)	11/15/05	4,705,000	2015	700,000	4.000	1,350,000		650,000	700,000
General Improvement Bonds	10/15/06	40,295,000	2015	2,750,000	3.750	28,199,000		2,500,000	25,699,000
			2016	3,000,000	3.875				
			2017	3,250,000	4.000				
			2018	3,500,000	4.000				
			2019	3,750,000	4.000				
			2020	4,500,000	4.000				
			2021	4,949,000	4.125				

COUNTY OF BERGEN
 SCHEDULE OF GENERAL SERIAL BONDS
 GENERAL CAPITAL FUND
 FOR THE YEAR ENDED DECEMBER 31, 2014

Purpose	Date of Issue	Amount of Original Issue	Maturities of Bonds Outstanding December 31, 2014		Interest Rate (%)	Balance, December 31, 2013	Increased	Decreased	Balance, December 31, 2014
			Date	Amount					
Special Services/Vocational School Bonds (New Jersey School Bond Reserve Act, P.L. 1980, c.72)	10/15/06	9,086,000	2015	625,000	3.750	5,576,000		600,000	4,976,000
			2016	650,000	3.875				
			2017	675,000	4.000				
			2018	700,000	4.000				
			2019	725,000	4.000				
			2020	750,000	4.000				
			2021	851,000	4.125				
General Improvement Bonds	10/15/07	46,905,000	2015	2,850,000	4.000	32,905,000		2,750,000	30,155,000
			2016	2,950,000	4.000				
			2017	3,100,000	4.000				
			2018	3,200,000	4.000				
			2019	3,350,000	4.000				
			2020	3,300,000	4.000				
			2021	3,650,000	4.000				
			2022	3,750,000	4.000				
			2023	3,805,000	4.000				
			Special Services / Vocational School Bonds	10/15/07	10,095,000				
2016	690,000	4.000							
2017	715,000	4.000							
2018	745,000	4.000							
2019	775,000	4.000							
2020	815,000	4.000							
2021	835,000	4.000							
2022	960,000	4.000							
County College Bonds	10/15/07	6,000,000				2015	525,000	4.000	3,460,000
			2016	550,000	4.000				
			2017	575,000	4.000				
			2018	610,000	4.000				
			2019	700,000	4.000				

COUNTY OF BERGEN
SCHEDULE OF GENERAL SERIAL BONDS
GENERAL CAPITAL FUND
FOR THE YEAR ENDED DECEMBER 31, 2014

Purpose	Date of Issue	Amount of Original Issue	Maturities of Bonds Outstanding December 31, 2014			Interest Rate (%)	Balance, December 31, 2013	Increased	Decreased	Balance, December 31, 2014
			Date	Amount						
State Aid County College Bonds	10/15/07	6,000,000	2015	525,000	4.000	3,460,000			500,000	2,960,000
			2016	550,000	4.000					
			2017	575,000	4.000					
			2018	610,000	4.000					
			2019	700,000	4.000					
Mini-Bonds	12/21/07	650,000	2017	650,000	4.350	650,000			650,000	
General Improvement Bonds	11/01/08	44,583,000	2015	3,150,000	4.250	36,033,000			3,000,000	33,033,000
			2016	3,300,000	4.250					
			2017	3,400,000	4.250					
			2018	3,500,000	4.250					
			2019	3,600,000	4.375					
			2020	3,700,000	4.500					
			2021	3,800,000	4.625					
			2022	4,050,000	4.750					
			2023	4,533,000	4.750					
School Bonds	11/01/08	17,512,000	2015	1,250,000	4.250	13,512,000			1,200,000	12,312,000
			2016	1,275,000	4.250					
			2017	1,300,000	4.250					
			2018	1,325,000	4.250					
			2019	1,350,000	4.375					
			2020	1,375,000	4.500					
			2021	1,400,000	4.625					
			2022	1,500,000	4.750					
			2023	1,537,000	4.750					
County College Bonds	11/01/08	3,000,000	2015	260,000	4.250	1,955,000			250,000	1,705,000
			2016	270,000	4.250					
			2017	280,000	4.250					
			2018	290,000	4.250					
			2019	300,000	4.375					
			2020	305,000	4.500					

COUNTY OF BERGEN
 SCHEDULE OF GENERAL SERIAL BONDS
 GENERAL CAPITAL FUND
 FOR THE YEAR ENDED DECEMBER 31, 2014

Purpose	Date of Issue	Amount of Original Issue	Maturities of Bonds Outstanding December 31, 2014		Interest Rate (%)	Balance, December 31, 2013	Increased	Decreased	Balance, December 31, 2014						
			Date	Amount											
State Aid County College Bonds	11/01/08	3,000,000	2015	260,000	4.250	1,955,000		250,000	1,705,000						
			2016	270,000	4.250										
			2017	280,000	4.250										
			2018	290,000	4.250										
			2019	300,000	4.375										
			2020	305,000	4.500										
Hospital Bonds	11/01/08	11,726,000	2015	850,000	6.000	9,426,000		825,000	8,601,000						
			2016	875,000	6.000										
			2017	900,000	6.000										
			2018	925,000	6.000										
			2019	950,000	6.000										
			2020	975,000	6.125										
			2021	1,000,000	6.250										
			2022	1,050,000	6.625										
			2023	1,076,000	6.750										
			Mini-Bonds	12/12/08	610,000					2018	610,000	5.000	610,000		610,000
			General Improvement Bonds	11/01/09	77,852,000					2015	2,150,000	3.250	68,452,000		3,575,000
2016	4,250,000	3.250													
2017	3,950,000	3.250													
2018	3,900,000	3.250													
2019	4,800,000	3.250													
2020	5,800,000	3.250													
2021	6,150,000	3.250													
2022	6,375,000	3.750													
2023	6,675,000	3.750													
2024	6,850,000	3.875													
2025	6,950,000	4.000													
2026	7,027,000	4.000													

COUNTY OF BERGEN
 SCHEDULE OF GENERAL SERIAL BONDS
 GENERAL CAPITAL FUND
 FOR THE YEAR ENDED DECEMBER 31, 2014

Purpose	Date of Issue	Amount of Original Issue	Maturities of Bonds Outstanding December 31, 2014			Balance, December 31, 2013	Increased	Decreased	Balance, December 31, 2014
			Date	Amount	Interest Rate (%)				
Special Services / Vocational School Bonds	11/01/09	6,348,000	2015	375,000	3.250	5,198,000		350,000	4,848,000
			2016	400,000	3.250				
			2017	425,000	3.250				
			2018	450,000	3.250				
			2019	475,000	3.250				
			2020	500,000	3.250				
			2021	525,000	3.250				
			2022	550,000	3.750				
			2023	575,000	3.750				
			2024	573,000	3.875				
County Hospital Bonds	11/01/09	4,313,000	2015	255,000	3.750	3,433,000		245,000	3,188,000
			2016	265,000	4.000				
			2017	280,000	4.250				
			2018	295,000	4.250				
			2019	310,000	4.500				
			2020	325,000	4.750				
			2021	340,000	4.850				
			2022	355,000	5.000				
			2023	375,000	5.150				
			2024	388,000	5.300				
General Improvement Bonds	11/1/2010	47,465,000	2015	1,900,000	2.500	41,565,000		1,900,000	39,665,000
			2016	1,900,000	3.000				
			2017	1,900,000	3.000				
			2018	1,900,000	3.000				
			2019	2,800,000	3.000				
			2020	3,000,000	3.000				
			2021	3,700,000	3.000				
			2022	3,700,000	3.000				
			2023	3,700,000	3.000				
			2024	3,800,000	3.250				
			2025	3,800,000	3.250				
			2026	3,800,000	3.375				
			2027	3,765,000	3.375				

COUNTY OF BERGEN
SCHEDULE OF GENERAL SERIAL BONDS
GENERAL CAPITAL FUND
FOR THE YEAR ENDED DECEMBER 31, 2014

Purpose	Date of Issue	Amount of Original Issue	Maturities of Bonds Outstanding December 31, 2014		Interest Rate (%)	Balance, December 31, 2013	Increased	Decreased	Balance, December 31, 2014
			Date	Amount					
Special Services / Vocational School Bonds	11/1/2010	5,147,000	2015	335,000	2.500	4,247,000		320,000	3,927,000
			2016	355,000	3.000				
			2017	370,000	3.000				
			2018	380,000	3.000				
			2019	395,000	3.000				
			2020	405,000	3.000				
			2021	420,000	3.000				
			2022	415,000	3.000				
			2023	425,000	3.000				
			2024	427,000	3.250				
			County College Bonds	11/1/2010	1,177,000				
2016	120,000	3.000							
2017	125,000	3.000							
2018	130,000	3.000							
2019	135,000	3.000							
2020	142,000	3.000							
State Aid County College Bonds	11/1/2010	1,176,000	2015	115,000	2.500	876,000		110,000	766,000
			2016	120,000	3.000				
			2017	125,000	3.000				
			2018	130,000	3.000				
			2019	135,000	3.000				
			2020	141,000	3.000				
Series B - Taxable County Bonds	11/1/2010	14,217,000	2015	1,570,000	2.500	10,477,000		1,470,000	9,007,000
			2016	1,570,000	2.600				
			2017	1,775,000	2.600				
			2018	1,875,000	3.000				
			2019	2,117,000	3.400				

COUNTY OF BERGEN
 SCHEDULE OF GENERAL SERIAL BONDS
 GENERAL CAPITAL FUND
 FOR THE YEAR ENDED DECEMBER 31, 2014

Purpose	Date of Issue	Amount of Original Issue	Maturities of Bonds Outstanding December 31, 2014		Interest Rate (%)	Balance, December 31, 2013	Increased	Decreased	Balance, December 31, 2014
			Date	Amount					
Series A - General Improvement Refunding Bonds	12/1/2011	43,048,000	2015	1,800,000	2.000	39,848,000		1,800,000	38,048,000
			2016	2,200,000	2.000				
			2017	2,200,000	2.000				
			2018	2,500,000	2.000				
			2019	2,500,000	2.000				
			2020	2,800,000	2.000				
			2021	3,000,000	2.250				
			2022	3,000,000	2.500				
			2023	3,000,000	3.000				
			2024	3,000,000	3.000				
			2025	3,000,000	3.000				
			2026	3,000,000	3.000				
			2027	3,000,000	3.125				
2028	3,048,000	3.250							
Series A - Special Services/Vocational School Bonds	12/1/2011	3,025,000	2015	200,000	2.000	2,725,000		150,000	2,575,000
			2016	200,000	2.000				
			2017	250,000	2.000				
			2018	250,000	2.000				
			2019	250,000	2.000				
			2020	250,000	2.000				
			2021	275,000	2.250				
			2022	300,000	2.500				
			2023	300,000	3.000				
			2024	300,000	3.000				
Series B - County Taxable Bonds	12/1/2011	2,332,000	2015	300,000	2.000	1,732,000		300,000	1,432,000
			2016	350,000	2.000				
			2017	350,000	2.125				
			2018	432,000	2.375				
Series A - General Improvement Refunding Bonds	6/5/2012	15,830,000	2015	3,105,000	3.000	15,770,000		3,135,000	12,635,000
			2016	3,165,000	4.000				
			2017	3,175,000	4.000				
			2018	3,190,000	4.000				

COUNTY OF BERGEN
 SCHEDULE OF GENERAL SERIAL BONDS
 GENERAL CAPITAL FUND
 FOR THE YEAR ENDED DECEMBER 31, 2014

Purpose	Date of Issue	Amount of Original Issue	Maturities of Bonds Outstanding December 31, 2014		Interest Rate (%)	Balance, December 31, 2013	Increased	Decreased	Balance, December 31, 2014
			Date	Amount					
Series A - Special Services/Vocational School Bonds	6/5/2012	2,330,000	2015	460,000	3.000	2,320,000		465,000	1,855,000
			2016	455,000	4.000				
			2017	450,000	4.000				
			2018	490,000	4.000				
Series C - Special Services/Vocational School Bonds	12/1/2012	10,000,000	2015	800,000	1.000	9,400,000		600,000	8,800,000
			2016	800,000	1.000				
			2017	900,000	1.000				
			2018	900,000	1.000				
			2019	1,000,000	2.000				
			2020	1,000,000	2.000				
			2021	1,000,000	2.000				
			2022	1,200,000	2.000				
			2023	1,200,000	2.000				
			Series C - General Improvement Refunding Bonds	12/1/2012	35,800,000				
2016	2,000,000	1.000							
2017	2,200,000	1.000							
2018	2,200,000	1.000							
2019	2,400,000	2.000							
2020	2,400,000	2.000							
2021	2,600,000	2.000							
2022	2,600,000	2.000							
2023	2,700,000	2.000							
2024	2,800,000	2.000							
2025	2,900,000	2.000							
2026	3,000,000	2.000							
2027	3,000,000	2.250							

COUNTY OF BERGEN
SCHEDULE OF GENERAL SERIAL BONDS
GENERAL CAPITAL FUND
FOR THE YEAR ENDED DECEMBER 31, 2014

Purpose	Date of Issue	Amount of Original Issue	Maturities of Bonds Outstanding December 31, 2014			Interest Rate (%)	Balance, December 31, 2013	Increased	Decreased	Balance, December 31, 2014							
			Date	Amount													
Series D - County Taxable Bonds	12/1/2012	5,600,000	2015	550,000		1.000	5,200,000		400,000	4,800,000							
			2016	550,000		1.000											
			2017	550,000		1.000											
			2018	550,000		1.250											
			2019	650,000		1.850											
			2020	650,000		2.000											
			2021	650,000		2.000											
			2022	650,000		2.200											
			County College Bonds	6/15/2012	4,250,000	2015					350,000		2.000	3,900,000		350,000	3,550,000
						2016					350,000		2.000				
2017	350,000					2.000											
2018	350,000					2.000											
2019	350,000					2.000											
2020	350,000					2.000											
2021	350,000					2.000											
2022	350,000					2.125											
2023	350,000					2.125											
2024	400,000					2.250											
State Aid County College Bonds	6/15/2012	4,250,000	2015	350,000		2.000	3,900,000		350,000	3,550,000							
			2016	350,000		2.000											
			2017	350,000		2.000											
			2018	350,000		2.000											
			2019	350,000		2.000											
			2020	350,000		2.000											
			2021	350,000		2.000											
			2022	350,000		2.125											
			2023	350,000		2.125											
			2024	400,000		2.250											

COUNTY OF BERGEN
 SCHEDULE OF GENERAL SERIAL BONDS
 GENERAL CAPITAL FUND
 FOR THE YEAR ENDED DECEMBER 31, 2014

Purpose	Date of Issue	Amount of Original Issue	Maturities of Bonds Outstanding December 31, 2014			Balance, December 31, 2013	Increased	Decreased	Balance, December 31, 2014
			Date	Amount	Interest Rate (%)				
BCIA Governmental Loan Revenue Bonds, Taxable series 2003 (Pooled ERI Unfunded Liability) Bergen County	5/1/2012	9,744,000	2015	936,000	0.838	9,565,000		860,000	8,705,000
			2016	1,020,000	1.237				
			2017	1,114,000	1.637				
			2018	1,220,000	2.108				
			2019	1,338,000	2.358				
			2020	1,467,000	2.659				
			2021	1,610,000	2.959				
BCIA Governmental Loan Revenue Bonds, Taxable series 2003 (Pooled ERI Unfunded Liability) Vocational School	5/1/2012	876,000	2015	284,000	0.838	851,000		281,000	570,000
			2016	286,000	1.237				
BCIA Governmental Loan Revenue Bonds, Taxable series 2003 (Pooled ERI Unfunded Liability) Board of Social Services	5/1/2012	941,000	2015	75,000	0.838	926,000		65,000	861,000
			2016	82,000	1.237				
			2017	91,000	1.637				
			2018	93,000	2.108				
			2019	105,000	2.358				
			2020	113,000	2.659				
			2021	131,000	2.959				
			2022	80,000	3.109				
			2023	91,000	3.259				
			Series A-1 - General Improvement Refunding Bonds	4/15/2013	33,035,000				
2016	6,930,000	3.000							
2017	1,840,000	1.500							
2017	5,315,000	4.000							
2018	7,900,000	4.000							
2019	8,340,000	4.000							
Series A-2 - Special Services/Vocational School Refunding Bonds	4/15/2013	6,250,000	2015	1,080,000	1.500	6,250,000			6,250,000
			2016	1,155,000	3.000				
			2017	310,000	1.500				
			2017	935,000	4.000				
			2018	1,335,000	4.000				
			2019	1,435,000	4.000				

COUNTY OF BERGEN
SCHEDULE OF GENERAL SERIAL BONDS
GENERAL CAPITAL FUND
FOR THE YEAR ENDED DECEMBER 31, 2014

Purpose	Date of Issue	Amount of Original Issue	Maturities of Bonds Outstanding December 31, 2014		Interest Rate (%)	Balance, December 31, 2013	Increased	Decreased	Balance, December 31, 2014
			Date	Amount					
Series B-1 - County College Bonds	6/1/2013	750,000	2015	150,000	1.000	750,000		150,000	600,000
			2016	150,000	1.000				
			2017	150,000	1.000				
			2018	150,000	2.000				
Series B-2 - State Aid County College Bonds	6/1/2013	750,000	2015	150,000	1.000	750,000		150,000	600,000
			2016	150,000	1.000				
			2017	150,000	1.000				
			2018	150,000	2.000				
Series C-1 - General Improvement Bonds	12/1/2013	57,855,000	2015	2,750,000	3.000	57,855,000		1,875,000	55,980,000
			2016	3,000,000	3.000				
			2017	2,850,000	3.000				
			2018	2,850,000	3.000				
			2019	3,205,000	3.000				
			2020	2,850,000	3.000				
			2021	2,850,000	3.000				
			2022	3,000,000	3.000				
			2023	3,000,000	3.000				
			2024	3,375,000	3.000				
			2025	3,750,000	3.000				
			2026	3,750,000	4.000				
			2027	3,750,000	4.000				
			2028	3,750,000	4.000				
			2029	3,750,000	4.000				
2030	3,750,000	4.000							
2031	3,750,000	4.000							

COUNTY OF BERGEN
 SCHEDULE OF GENERAL SERIAL BONDS
 GENERAL CAPITAL FUND
 FOR THE YEAR ENDED DECEMBER 31, 2014

Purpose	Date of Issue	Amount of Original Issue	Maturities of Bonds Outstanding December 31, 2014		Interest Rate (%)	Balance, December 31, 2013	Increased	Decreased	Balance, December 31, 2014
			Date	Amount					
Series C-2 - Special Services/Vocational School Bonds	12/1/2013	7,145,000	2015	250,000	3.000	7,145,000		250,000	6,895,000
			2016	500,000	3.000				
			2017	500,000	3.000				
			2018	500,000	3.000				
			2019	500,000	3.000				
			2020	500,000	3.000				
			2021	500,000	3.000				
			2022	500,000	3.000				
			2023	500,000	3.000				
			2024	500,000	3.000				
			2025	500,000	3.000				
			2026	500,000	4.000				
			2027	500,000	4.000				
General Improvement Bonds	4/15/2014	54,830,000	2015	1,605,000	3.000		54,830,000		54,830,000
			2016	1,675,000	4.000				
			2017	1,700,000	2.000				
			2018	1,695,000	2.000				
			2019	1,690,000	5.000				
			2020	1,735,000	5.000				
			2021	1,758,000	5.000				
			2022	1,835,000	5.000				
			2023	1,890,000	5.000				
			2024	1,945,000	5.000				
			2025	2,005,000	5.000				
			2026	2,070,000	5.000				
			2027	2,135,000	5.000				
2028	2,205,000	5.000							
2029	2,280,000	5.000							
2030	2,355,000	4.000							
2031	2,415,000	3.250							
2032	2,460,000	4.000							
2033	2,525,000	4.000							
2034	2,590,000	4.000							
2035	2,660,000	4.000							
2036	2,735,000	5.000							
2037	2,835,000	5.000							
2038	2,945,000	5.000							
2039	3,060,000	5.000							

COUNTY OF BERGEN
SCHEDULE OF GENERAL SERIAL BONDS
GENERAL CAPITAL FUND
FOR THE YEAR ENDED DECEMBER 31, 2014

Purpose	Date of Issue	Amount of Original Issue	Maturities of Bonds Outstanding December 31, 2014			Interest Rate (%)	Balance, December 31, 2013	Increased	Decreased	Balance, December 31, 2014
			Date	Amount						
Special Services/Vocational School Bonds	6/30/2014	40,000,000	2015	2,000,000	2.000	40,000,000			40,000,000	
			2016	2,000,000	2.000					
			2017	2,000,000	2.000					
			2018	2,000,000	2.000					
			2019	2,000,000	2.000					
			2020	2,000,000	2.000					
			2021	2,000,000	2.000					
			2022	2,000,000	3.000					
			2023	2,000,000	3.000					
			2024	2,000,000	3.000					
			2025	2,000,000	3.000					
			2026	2,000,000	3.000					
			2027	2,000,000	3.000					
			2028	2,000,000	3.000					
			2029	2,000,000	3.000					
			2030	2,000,000	3.000					
			2031	2,000,000	3.125					
2032	2,000,000	3.125								
2033	2,000,000	3.500								
2034	2,000,000	3.500								
County College Bonds	6/30/2014	4,250,000	2015	425,000	2.000	4,250,000			4,250,000	
			2016	425,000	2.000					
			2017	425,000	2.000					
			2018	425,000	2.000					
			2019	425,000	2.000					
			2020	425,000	2.000					
			2021	425,000	2.000					
			2022	425,000	3.000					
			2023	425,000	3.000					
			2024	425,000	3.000					
										\$ 535,382,000
<u>Analysis of Balance</u>										
						\$ 534,122,000	99,080,000	43,216,000	589,986,000	
						1,260,000	-	-	1,260,000	
						\$ 535,382,000	99,080,000	43,216,000	591,246,000	

COUNTY OF BERGEN
SCHEDULE OF ENVIRONMENTAL INFRASTRUCTURE TRUST LOAN PAYABLE
GENERAL CAPITAL FUND
FOR THE YEAR ENDED DECEMBER 31, 2014

Purpose	Date of Issue	Amount of Original Issue	Maturities of Loans Outstanding December 31, 2014		Interest Rate	Balance, December 31, 2013	Decreased	Balance, December 31, 2014
			Date	Principal				
Trust Portion	Oct. 2007	\$ 3,675,000	8/1/2015	250,000	5.00%	\$ 2,605,000	240,000	2,365,000
			8/1/2016	260,000	5.00%			
			8/1/2017	275,000	5.00%			
			8/1/2018	290,000	5.00%			
			8/1/2019	305,000	4.00%			
			8/1/2020	315,000	4.00%			
			8/1/2021	325,000	5.00%			
			8/1/2022	345,000	5.00%			
Loan Portion	Oct. 2007	3,708,149	2/1/2015	39,993	n/a	2,117,482	257,476	1,860,006
			8/1/2015	218,454	n/a			
			2/1/2016	35,532	n/a			
			8/1/2016	221,131	n/a			
			2/1/2017	30,892	n/a			
			8/1/2017	227,199	n/a			
			2/1/2018	25,984	n/a			
			8/1/2018	232,999	n/a			
			2/1/2019	20,809	n/a			
			8/1/2019	238,531	n/a			
			2/1/2020	16,454	n/a			
			8/1/2020	241,315	n/a			
			2/1/2021	11,957	n/a			
			8/1/2021	243,956	n/a			
			2/1/2022	6,157	n/a			
			8/1/2022	48,645	n/a			
						\$ 4,722,482	497,476	4,225,006

COUNTY OF BERGEN
SCHEDULE OF GREEN TRUST LOAN PAYABLE
GENERAL CAPITAL FUND
FOR THE YEAR ENDED DECEMBER 31, 2014

Purpose	Date of Issue	Amount of Original Issue	Maturities of Loans Outstanding December 31, 2014		Interest Rate	Balance, December 31, 2013	Decreased	Balance, December 31, 2014
			Date	Principal				
Borg's Wood	1989	\$ 1,386,120	2015	84,077	2%	\$ 209,167	82,420	126,747
			2016	42,670	2%			
Norwood Conservation Area	1989	3,578,550	2015	217,061	2%	540,006	212,784	327,222
			2016	110,161	2%			
Belmont Park	1983	8,800	2015	5,232	2%	18,409	5,130	13,279
			2016	5,338	2%			
			2017	2,709	2%			
						\$ 767,582	300,334	467,248

COUNTY OF BERGEN
SCHEDULE OF BOND ANTICIPATION NOTES PAYABLE
GENERAL CAPITAL FUND
FOR THE YEAR ENDED DECEMBER 31, 2014

Ordinance Number	Improvement Description	Date of Original Issue	Date of Issue	Date of Maturity	Interest Rate	Increased	Decreased	Balance, December 31, 2014
98-19	Public Works Improvements & Purchase of Equip	6/30/2014	12/23/2014	12/23/2015	1.00%	\$ 145,484	72,742	72,742
00-05	DPW Roads Improvement & Equipment	6/30/2014	12/23/2014	12/23/2015	1.00%	75,416	31,543	43,873
00-14	Park Improvements	12/23/2014	12/23/2014	12/23/2015	1.00%	31,545		31,545
00-15	Health and Human Services Improvements	6/30/2014	12/23/2014	12/23/2015	1.00%	2,900	1,450	1,450
01-14	DPW Improvements and Equipment	6/30/2014	12/23/2014	12/23/2015	1.00%	24,402	11,961	12,441
01-22	Health and Human Services Improvements	6/30/2014	12/23/2014	12/23/2015	1.00%	11,184	5,592	5,592
01-24	Administration and Finance Equipment	6/30/2014	12/23/2014	12/23/2015	1.00%	26,008	13,004	13,004
02-08	Various Department Improvements/Finance & Admir	6/30/2014	12/23/2014	12/23/2015	1.00%	50,137	14,371	35,766
03-30	Various Improvements/Law Enforcement Equipment	12/23/2014	12/23/2014	12/23/2015	1.00%	2,762		2,762
03-32	Bergen County Justice Center	6/30/2014	12/23/2014	12/23/2015	1.00%	192,952	96,476	96,476
03-35	Planning and Economic Development	6/30/2014	12/23/2014	12/23/2015	1.00%	48,392	17,335	31,057
03-36	Various Departments Equipment	6/30/2014	12/23/2014	12/23/2015	1.00%	69,371	14,153	55,218
04-12	DPW Various Improvements	6/30/2014	12/23/2014	12/23/2015	1.00%	231,751	47,105	184,646
04-18	Park Improvements & Equipment	6/30/2014	12/23/2014	12/23/2015	1.00%	49,310	24,655	24,655
04-21	Law Enforcement Improvements	12/23/2014	12/23/2014	12/23/2015	1.00%	11,765		11,765
04-23	Various County Department Improvements	6/30/2014	12/23/2014	12/23/2015	1.00%	41,635	11,935	29,700
04-24	Planning and Economic Development Improvements	6/30/2014	12/23/2014	12/23/2015	1.00%	243,599	92,031	151,568
05-04	Park Improvements	12/23/2014	12/23/2014	12/23/2015	1.00%	54,009		54,009
05-09	Health and Human Services Improvements	6/30/2014	12/23/2014	12/23/2015	1.00%	272,893	131,976	140,917
05-11	Law Enforcement Improvements	6/30/2014	12/23/2014	12/23/2015	1.00%	28,544	14,272	14,272
05-12	Public Works Improvements	6/30/2014	12/23/2014	12/23/2015	1.00%	226,212	19,947	206,265
05-14	Justice Center Improvements	12/23/2014	12/23/2014	12/23/2015	1.00%	59,000		59,000
05-21	Park Improvements	12/23/2014	12/23/2014	12/23/2015	1.00%	6,714		6,714
05-36	DPW Drainage Improvements	6/30/2014	12/23/2014	12/23/2015	1.00%	1,516,918	753,861	763,057
06-09	DPW Various Improvements	6/30/2014	12/23/2014	12/23/2015	1.00%	79,012	39,506	39,506
06-10	Parks Improvements	6/30/2014	12/23/2014	12/23/2015	1.00%	122,987	56,370	66,617
06-15	Law Enforcement Various Improvements	6/30/2014	12/23/2014	12/23/2015	1.00%	48,739	22,323	26,416
06-16	Health and Human Services	6/30/2014	12/23/2014	12/23/2015	1.00%	363,783	163,641	200,142
06-17	Various County Improvements	12/23/2014	12/23/2014	12/23/2015	1.00%	11,993		11,993
06-20	Voc-Tech School Improvements	6/30/2014	12/23/2014	12/23/2015	1.00%	59,780	10,890	48,890

COUNTY OF BERGEN
SCHEDULE OF BOND ANTICIPATION NOTES PAYABLE
GENERAL CAPITAL FUND
FOR THE YEAR ENDED DECEMBER 31, 2014

Ordinance Number	Improvement Description	Date of Original Issue	Date of Issue	Date of Maturity	Interest Rate	Increased	Decreased	Balance, December 31, 2014
06-21	Special Service School Improvements	6/30/2014	12/23/2014	12/23/2015	1.00%	263,107	117,764	145,343
06-22	Planning and Economic Development Improvements	6/30/2014	12/23/2014	12/23/2015	1.00%	39,526	14,963	24,563
06-29	DPW Roads and Bridges	6/30/2014	12/23/2014	12/23/2015	1.00%	1,279,598	558,167	721,431
06-35	Overpeck Landfill	6/30/2014	12/23/2014	12/23/2015	1.00%	4,739	1,425	3,314
07-10	Parks Golf Course Improvements	6/30/2014	12/23/2014	12/23/2015	1.00%	757,402	257,710	499,692
07-11	Law Enforcement Improvements	6/30/2014	12/23/2014	12/23/2015	1.00%	533,420	251,579	281,841
07-13	Parks Improvements	6/30/2014	12/23/2014	12/23/2015	1.00%	84,014	23,473	60,541
07-14	Health and Human Services	6/30/2014	12/23/2014	12/23/2015	1.00%	273,480	105,154	168,326
07-28	Justice Center Improvements	6/30/2014	12/23/2014	12/23/2015	1.00%	203,035	95,159	107,876
07-29	Special Service School Improvements	6/30/2014	12/23/2014	12/23/2015	1.00%	47,803	18,833	28,970
07-30	Vocational School Improvements	6/30/2014	12/23/2014	12/23/2015	1.00%	240,025	81,449	158,576
07-33	Planning Improvements	12/23/2014	12/23/2014	12/23/2015	1.00%	9,090		9,090
07-34	Various County Department Improvements	6/30/2014	12/23/2014	12/23/2015	1.00%	48,521	10,099	38,422
07-43	Overpeck Landfill	6/30/2014	12/23/2014	12/23/2015	1.00%	362,370	54,762	307,608
08-12	Sheriff's Office Improvements	6/30/2014	12/23/2014	12/23/2015	1.00%	1,331,500	505,183	826,317
08-13	Public Works Improvements	6/30/2014	12/23/2014	12/23/2015	1.00%	2,277,871	1,102,309	1,175,562
08-14	Various County Improvements	6/30/2014	12/23/2014	12/23/2015	1.00%	11,739	3,301	8,438
08-15	Planning & Economic Development Improvements	12/23/2014	12/23/2014	12/23/2015	1.00%	897,627		897,627
08-16	Parks Improvements	6/30/2014	12/23/2014	12/23/2015	1.00%	39,052	13,757	25,295
08-17	Health and Human Services Improvements	6/30/2014	12/23/2014	12/23/2015	1.00%	187,091	44,590	142,501
08-19	Communications Center	6/30/2014	12/23/2014	12/23/2015	1.00%	58,474	29,237	29,237
08-20	Renovations to Golf Courses	6/30/2014	12/23/2014	12/23/2015	1.00%	70,836	30,225	40,611
08-37	Various Park Improvements	6/30/2014	12/23/2014	12/23/2015	1.00%	481,304	1,025	480,279
08-38	Various Law Enforcement Improvements	6/30/2014	12/23/2014	12/23/2015	1.00%	4,850,274	2,425,137	2,425,137
08-40	County Special Services School District Improvement	6/30/2014	12/23/2014	12/23/2015	1.00%	851,317	388,701	462,616
08-41	Bergen County Technical Schools	6/30/2014	12/23/2014	12/23/2015	1.00%	182,321	72,054	110,267
08-42	Bergen County Community College	6/30/2014	12/23/2014	12/23/2015	1.00%	5,652,550	2,819,387	2,833,163
08-43	Public Works Improvements	6/30/2014	12/23/2014	12/23/2015	1.00%	7,237,510	3,564,217	3,673,293
08-56	Property Acquisition & Infrastructure Improvements	12/23/2014	12/23/2014	12/23/2015	1.00%	114,536		114,536
09-01	Juvenile Detention Center	12/23/2014	12/23/2014	12/23/2015	1.00%	10,060		10,060
09-07	Administration / Finance Improvements	6/30/2014	12/23/2014	12/23/2015	1.00%	138,022	48,046	89,976

COUNTY OF BERGEN
SCHEDULE OF BOND ANTICIPATION NOTES PAYABLE
GENERAL CAPITAL FUND
FOR THE YEAR ENDED DECEMBER 31, 2014

Ordinance Number	Improvement Description	Date of Original Issue	Date of Issue	Date of Maturity	Interest Rate	Increased	Decreased	Balance, December 31, 2014
09-11	Parks Improvements	6/30/2014	12/23/2014	12/23/2015	1.00%	1,465,651	552,556	913,095
09-12	Health and Human Services Improvements	6/30/2014	12/23/2014	12/23/2015	1.00%	754,800	330,281	424,519
09-17	Parks Improvements	6/30/2014	12/23/2014	12/23/2015	1.00%	2,538,094	730,220	1,807,874
09-18	Golf Course Improvements	12/23/2014	12/23/2014	12/23/2015	1.00%	779,010		779,010
09-19	Law Enforcements Improvements	6/30/2014	12/23/2014	12/23/2015	1.00%	777,872	274,691	503,181
09-20	Public Works Improvements	6/30/2014	12/23/2014	12/23/2015	1.00%	338,140	51,867	286,273
09-22	Public Works Improvements	6/30/2014	12/23/2014	12/23/2015	1.00%	676,359	291,288	385,071
09-25	Juvenile Detention Center	6/30/2014	12/23/2014	12/23/2015	1.00%	417,372	199,286	218,086
09-30	College Improvements	6/30/2014	12/23/2014	12/23/2015	1.00%	25,233	10,943	14,290
10-12	Park Improvements	6/30/2014	12/23/2014	12/23/2015	1.00%	1,029,934	464,159	565,775
10-13	Admin & Finance Improvements	6/30/2014	12/23/2014	12/23/2015	1.00%	21,993	7,010	14,983
10-15	Health & Human Services Improvements	6/30/2014	12/23/2014	12/23/2015	1.00%	1,077,125	415,252	661,873
10-16	Overpeck Phase II Improvements	6/30/2014	12/23/2014	12/23/2015	1.00%	29,296	14,612	14,684
10-17	Department of Public Works Improvements	6/30/2014	12/23/2014	12/23/2015	1.00%	3,182,867	1,451,942	1,730,925
10-18	BCC College Improvements	6/30/2014	12/23/2014	12/23/2015	1.00%	546,287	48,892	497,395
10-19	Special Services School District Improvements	6/30/2014	12/23/2014	12/23/2015	1.00%	996,771	495,688	501,083
10-20	Voc-Tech School Improvements	6/30/2014	12/23/2014	12/23/2015	1.00%	213,949	69,664	144,285
10-21	County Law Enforcement	6/30/2014	12/23/2014	12/23/2015	1.00%	3,763,300	1,582,224	2,181,076
10-28	Special Services School District Improvements	6/30/2014	12/23/2014	12/23/2015	1.00%	1,523,728	418,664	1,105,064
10-29	Voc-Tech School Improvements	6/30/2014	12/23/2014	12/23/2015	1.00%	20,869	5,206	15,663
10-30	BCC College Improvements	6/30/2014	12/23/2014	12/23/2015	1.00%	13,910	6,901	7,009
11-01	Various Capital Park Improvements	6/30/2014	12/23/2014	12/23/2015	1.00%	1,398,361	410,861	987,500
11-02	Various Impr. Dept. Health and Human Services	6/30/2014	12/23/2014	12/23/2015	1.00%	192,692	30,459	162,233
11-03	Various Impr. Depts. Planning and Administration	6/30/2014	12/23/2014	12/23/2015	1.00%	96,216	23,471	72,745
11-04	Various Dept. Public Works Improvements	6/30/2014	12/23/2014	12/23/2015	1.00%	2,322,900	1,022,016	1,300,884
11-05	Various Impr. Bergen County Technical Schools	6/30/2014	12/23/2014	12/23/2015	1.00%	87,492	31,246	56,246
11-06	Various Impr. Special Services School District	6/30/2014	12/23/2014	12/23/2015	1.00%	295,134	120,991	174,143
11-08	Various Dept. Public Works Improvements	6/30/2014	12/23/2014	12/23/2015	1.00%	116,564	58,282	58,282
11-15	BCC College Improvements	6/30/2014	12/23/2014	12/23/2015	1.00%	624,382	312,191	312,191
11-20	Improvements to Justice Center Complex	12/23/2014	12/23/2014	12/23/2015	1.00%	3,161,320		3,161,320
12-08	Admin and Finance Improvements	6/30/2014	12/23/2014	12/23/2015	1.00%	30,494	15,247	15,247

COUNTY OF BERGEN
SCHEDULE OF BOND ANTICIPATION NOTES PAYABLE
GENERAL CAPITAL FUND
FOR THE YEAR ENDED DECEMBER 31, 2014

Ordinance Number	Improvement Description	Date of Original Issue	Date of Issue	Date of Maturity	Interest Rate	Increased	Decreased	Balance, December 31, 2014
12-09	Park Improvements	6/30/2014	12/23/2014	12/23/2015	1.00%	2,398,393	873,527	1,524,866
12-10	DPW Capital Improvements	6/30/2014	12/23/2014	12/23/2015	1.00%	2,209,538	706,684	1,502,854
12-19	Law Enforcement Improvements	6/30/2014	12/23/2014	12/23/2015	1.00%	2,948,583	1,340,932	1,607,651
12-20	Health and Human Services Improvements	6/30/2014	12/23/2014	12/23/2015	1.00%	433,072	212,786	220,286
12-21	Bergen County College Ch. 12	6/30/2014	12/23/2014	12/23/2015	1.00%	288,477	8,734	279,743
12-22	Special Services School Improvements	6/30/2014	12/23/2014	12/23/2015	1.00%	226,204	72,778	153,426
12-23	Vocational School Improvements	6/30/2014	12/23/2014	12/23/2015	1.00%	202,014	101,007	101,007
13-10	Park Improvements	6/30/2014	12/23/2014	12/23/2015	1.00%	1,221,798	209,032	1,012,766
13-11	Administration and Finance Equipment	6/30/2014	12/23/2014	12/23/2015	1.00%	480,874	151,193	329,681
13-12	Health and Human Services	6/30/2014	12/23/2014	12/23/2015	1.00%	165,820	59,106	106,714
13-13	DPW Improvements	6/30/2014	12/23/2014	12/23/2015	1.00%	2,204,883	563,295	1,641,588
13-15	Various Improvements to Technical Schools	6/30/2014	12/23/2014	12/23/2015	1.00%	545,275	110,901	434,374
13-16	Special Services School Improvements	6/30/2014	12/23/2014	12/23/2015	1.00%	279,115	19,070	260,045
13-17	Bergen Community College	12/23/2014	12/23/2014	12/23/2015	1.00%	6,209		6,209
14-21	Health and Human Services	12/23/2014	12/23/2014	12/23/2015	1.00%	4,219		4,219
07-35	Bergen Regional Medical Center	12/23/2014	12/23/2014	12/23/2015	1.00%	27,734		27,734
08-39	Bergen Regional Medical Center Improvements	12/23/2014	12/23/2014	12/23/2015	1.00%	82,355		82,355
09-03	Self Insurance Reserves	12/23/2014	12/23/2014	12/23/2015	1.00%	3,754,400		3,754,400
10-23	BRMC Improvements	12/23/2014	12/23/2014	12/23/2015	1.00%	2,366,411		2,366,411
14-12	BRMC - Various Capital Improvements	12/23/2014	12/23/2014	12/23/2015	1.00%	169,100		169,100
						<u>\$ 81,180,000</u>	<u>28,180,000</u>	<u>53,000,000</u>
					Cash	\$ 53,000,000		
					Renewed	<u>28,180,000</u>	<u>28,180,000</u>	
						<u>\$ 81,180,000</u>	<u>28,180,000</u>	

COUNTY OF BERGEN
SCHEDULE OF CAPITAL IMPROVEMENT FUND
GENERAL CAPITAL FUND
FOR THE YEAR ENDED DECEMBER 31, 2014

Balance: December 31, 2013		\$ 298,425
Increased by:		
Current Year Budget Appropriation	\$ 1,376,068	
Improvement Authorizations Cancelled	<u>306,527</u>	
		<u>1,682,595</u>
		1,981,020
Decreased by:		
Appropriated to Finance Improvement Authorizations		<u>1,434,234</u>
Balance: December 31, 2014		<u><u>\$ 546,786</u></u>

COUNTY OF BERGEN
SCHEDULE OF IMPROVEMENT AUTHORIZATIONS
GENERAL CAPITAL FUND
FOR THE YEAR ENDED DECEMBER 31, 2014

ORD. NO.	Improvement Description	Amount	Balance, December 31, 2013		2014 Authorizations	Cancelled	Paid or Charged	Balance, December 31, 2014	
			Funded	Unfunded				Funded	Unfunded
88-45	Central Campus for Special Services School	\$ 7,800,000	\$ 429,873				43,325	386,548	
93-30	Jail Construction	45,000,000							
95-18	Planning and Economic Development	7,875,000		1,323,038					1,323,038
95-20	Public Works Department	18,802,000		6,640			(9,100)		15,740
95-23	Various County Departments	1,756,593					(387)	387	
98-19	Public Works Improvement & Equipment	14,800,000		7,625					7,625
98-20	Public Works Road - Resurfacing	6,420,000	386,063					386,063	
98-36	Planning & Economic Development Improvements	2,310,000		350,000					350,000
99-08	County Road Resurfacing	6,420,000	435,731					435,731	
00-05	DPW Road Improvements & Equipment	8,420,000							
00-07	Road Resurfacing	8,022,000	970,008				200,000	770,008	
00-11	Open Space Acquisition	5,320,000		363,928					363,928
00-14	Park Improvements	2,520,000		200,000			81,700		118,300
00-15	Department of Health & Human Services	1,780,000		11,516					11,516
00-33	DPW Bridge Improvements	9,208,500	107,433					107,433	
00-34	Park Improvements	400,000							
01-14	DPW Improvements and Equipment	12,349,000		481					481
01-17	Open Space	2,800,000		116,679					116,679
01-22	Health and Human Services Improvement	2,942,000							
01-24	Administration and Finance Equipment	778,000		2,569					2,569
01-28	Road Resurfacing	7,195,000	97,273					97,273	
01-35	Various Bridge Improvements	1,842,000							
02-04	Public Works Improvements and Equipment	8,550,000							
02-08	Improvement Finance & Admin. Improv.	992,000							
02-09	DPW Road Improvements	7,181,000	98,983					98,983	
02-19	Various Bridge Improvements	1,374,279	2,093					2,093	
02-24	Health & Human Services Improvements	2,260,000					(51)		51
02-28	Planning & Econ Dev - Rail Network	500,000		279,161			279,161		
03-04	Open Space - Various Municipalities	4,113,000		2,534,077					2,534,077
03-08	Open Space - Various Municipalities	1,865,000		12,317					12,317
03-15	DPW - Roads	7,181,000	62,786					62,786	
03-25	Public Works - Various Improvements	6,446,000	104,721	31,073			135,794		
03-30	Various Improv/Law Enforcement Equipment	4,660,000		2,762			2,762		
03-32	Bergen County Justice Center	5,800,000		2,392,197			96,477		2,295,720
03-35	Planning and Economic Development	2,575,000		786,555			41,290		745,265
03-36	Various Departments Equipment	490,000		11,876			1,037		10,839

COUNTY OF BERGEN
 SCHEDULE OF IMPROVEMENT AUTHORIZATIONS
 GENERAL CAPITAL FUND
 FOR THE YEAR ENDED DECEMBER 31, 2014

ORD. NO.	Improvement Description	Amount	Balance, December 31, 2013		2014 Authorizations	Cancelled	Paid or Charged	Balance, December 31, 2014	
			Funded	Unfunded				Funded	Unfunded
03-37	Health and Human Services	2,160,000		550,000					550,000
03-38	Bridge Improvements - DOT	7,366,500	3,399,113				(21,066)	3,420,179	
04-12	DPW Various Improvements	9,300,000		140,383			7,319		133,064
04-18	Park Improvements & Equipment	5,735,000							
04-19	Co-generation Plant	3,100,000		140,877			14,081		126,796
04-21	Law Enforcement Improvements	5,500,000		17,944					17,944
04-23	Various County Department Improvements	621,000							
04-24	Planning & Economic Development Improv.	1,995,000		780,800			(11,643)		792,443
04-30	Special Service School Improvements	830,000		145					145
05-04	Park Improvements	6,150,000		597,550			108,800		488,750
05-09	Health and Human Services	1,800,000		28,391			25,051		3,340
05-10	Park Improvements	4,300,000		22,130					22,130
05-11	Law Enforcement Improvements	5,846,000		95,969					95,969
05-12	Public Works Improvements	7,953,000		627,715			(112,869)		740,584
05-13	Various County Department Improvements	630,000		29,600					29,600
05-14	Justice Center Improvements	2,600,000		46,406					46,406
05-17	Special Service School Improvements	3,806,650		207					207
05-18	Vocational Technical School Improvements	4,093,350		15,581					15,581
05-21	Park Improvements	4,268,000		178,805			(12,344)		191,149
05-36	DPW Drainage Improvements	11,400,000		23,024			5,253		17,771
06-08	Road Resurfacing	7,181,000	23				(25,287)	25,310	
06-09	DPW Various Improvements	6,200,000							
06-10	Parks Improvements	4,761,000		517,231			502,552		14,679
06-15	Law Enforcement - Various Improvements	6,869,000		139,111			(5,435)		144,546
06-16	Health and Human Services	3,150,000		451,731			150,987		300,744
06-17	Various County Improvements	1,089,000		26,006			11,993		14,013
06-20	Voc-Tech School Improvements	4,916,000		623,395			81,612		541,783
06-21	Special Service School Improvements	1,811,000		45,988			29,693		16,295
06-22	Planning & Economic Development Improv.	3,300,000		1,702,524			9,600		1,692,924
06-26	Voc-Tech School Improvements	4,406,000		10,017					10,017
06-27	Special Service School Improvements	1,420,000		20,000					20,000
06-29	DPW Roads and Bridges	3,740,000		20,000			603		19,397
06-34	Homeless Shelter	4,730,000		5,357					5,357
06-35	Overpeck Landfill	18,000,000		190,546			1,889		188,657
07-10	Various Golf Courses	3,937,000		1,545,444			470,092		1,075,352
07-11	Law Enforcement Improvement	6,485,000		1,045,739			79,540		966,199

COUNTY OF BERGEN
 SCHEDULE OF IMPROVEMENT AUTHORIZATIONS
 GENERAL CAPITAL FUND
 FOR THE YEAR ENDED DECEMBER 31, 2014

ORD. NO.	Improvement Description	Amount	Balance, December 31, 2013		2014		Paid or Charged	Balance, December 31, 2014	
			Funded	Unfunded	Authorizations	Cancelled		Funded	Unfunded
07-12	Various DPW Improvements	6,661,000	169,692	216,930			219,466		167,156
07-13	Park Improvements	4,625,000		354,315			354,034		281
07-14	Health & Human Service Improvements	1,927,000		399,827			106,892		192,935
07-15	Bergen Community College	6,000,000	358,245				279,884	78,361	
07-22	Trunked Radio Systems	12,100,000							
07-28	Justice Center Improvements	2,300,000		40,029					40,029
07-29	Special Service School Improvements	1,867,000		301,136			27,951		173,185
07-30	Vocational School Improvements	4,639,420		567,572			151,967		415,605
07-33	Planning Improvements	2,420,000		1,754,603			18,711		1,735,892
07-34	Various County Department Improvements	1,311,000		135,601			13,290		122,311
07-35	Bergen Regional Medical Center Improv.	5,600,000		18,013		60,980	(42,967)		
07-36	Equestrian Center Improvements	1,000,000		50,000					50,000
07-43	Overpeck Landfill Improvements	39,600,000		903,723			649,220		254,503
08-12	Sheriff's Office Improvements	8,771,000		1,359,771			878,358		1,081,413
08-13	Public Works Improvements	8,623,000		1,257,201			831,249		425,952
08-14	Various County Improvements	876,000		66,380			(95)		66,475
08-15	Planning & Economic Development Improv.	2,258,000		351,373					351,373
08-16	Parks Improvements	4,360,000		179,727			(11,911)		191,638
08-17	Health and Human Services Improvements	1,920,000		569,813			193,524		476,289
08-19	Communications Center	22,750,000		1,373,211					1,573,211
08-20	Renovations to Golf Courses	3,228,000		2,373,966					2,873,966
08-36	Juvenile Detention Center Phase I	4,156,000		589,447			52,000		637,447
08-37	Various Parks Improvements	5,870,000		2,579,217			452,131		2,227,086
08-38	Various Law Enforcement Improvements	3,837,000		1,181,483			471,493		709,990
08-39	Bergen Regional Medical Center Improv.	5,150,000		272,104		296,098	(23,994)		
08-40	County Special Srvc. School District Improv.	5,035,750		442,585			323,650		118,935
08-41	Bergen County Technical Schools	10,084,080		3,901,859			96,880		3,804,979
08-42	Begen County Community College	3,000,000		180,613			31,003		149,610
08-43	Public Works Improvements	5,200,000		1,149,694			1,010,712		138,982
08-46	Various Road Improvement Projects	8,145,000	269,687					269,687	
08-48	Overpeck Park/Equestrian Center Improv.	11,200,000	286,109	156,945		476,360	(33,306)		
08-56	Property Acquisition & Infrastructure Improv.	4,000,000		340,570			(14,806)		355,376
09-01	Juvenile Detention Center	3,160,000		457,641					457,641
09-03	Self Insurance Reserves	15,087,720		3,754,400			3,754,400		
09-04	Planning & Economic Development Improv.	1,975,000		1,375,000					1,875,000
09-07	Administration / Finance Improvements	1,409,000		314,889			47,329		767,560

COUNTY OF BERGEN
SCHEDULE OF IMPROVEMENT AUTHORIZATIONS
GENERAL CAPITAL FUND
FOR THE YEAR ENDED DECEMBER 31, 2014

ORD. NO.	Improvement Description	Amount	Balance, December 31, 2013		2014		Paid or Charged	Balance, December 31, 2014	
			Funded	Unfunded	Authorizations	Cancelled		Funded	Unfunded
09-11	Parks Improvements	4,200,000		634,633			167,916		466,717
09-12	Health and Human Services Improvements	2,123,000		1,101,031			219,765		881,266
09-16	Improvements to Bergen Regional Medical Ctr.	5,092,000	112,467	434,704		733,912	(186,741)		
09-17	Parks Improvements	6,457,000		4,054,800			3,304,028		750,772
09-18	Golf Course Improvements	3,003,000		1,238,948			79,997		1,158,951
09-19	Law Enforcements Improvements	5,776,000		1,333,618			389,054		944,564
09-20	Public Works Improvements	8,215,000		1,705,943			201,770		1,504,173
09-22	Public Works Improvements	4,126,000		535,045			143,923		391,122
09-23	Road Resurfacing	8,145,000	2,622,557					2,622,557	
09-25	Juvenile Detention Center	26,362,000		6,326,051			11,618		6,314,433
09-30	College Improvements	2,610,000		14,322			3,347		10,975
09-31	College Ch. 12 Improvements	2,353,000	1,852,679				1,187,062	665,617	
10-09	Road Improvements	8,103,000	2,506,545					2,506,545	
10-12	Park Improvements	4,198,000		1,133,461			236,843		896,618
10-13	Admin & Finance Improvements	1,681,000		1,026,818			8,995		1,017,823
10-14	Planning & Economic Development	653,000	10,500	620,000				10,500	620,000
10-15	Health & Human Services Improvements	2,701,000		1,467,704			283,567		1,184,137
10-16	Overpeck Phase II Improvements	14,200,000		4,986,079			4,612		4,981,467
10-17	Department of Public Works Improvements	8,712,000		907,642			195,309		712,333
10-18	BCC College Improvements	1,700,000		539,908			456,508		83,400
10-19	Special Services School District Improvements	1,867,500		103,463			76,244		27,219
10-20	Voc-Tech School Improvements	2,033,000		752,704			118,746		633,958
10-21	County Law Enforcement	9,408,000		4,105,838			993,309		3,112,529
10-23	BRMC Improvements	9,362,000		1,495,643		2,158,380	(664,374)		1,637
10-28	Special Services School District Improvements	1,950,000		1,376,365			1,068,313		308,052
10-29	Voc-Tech School Improvements	2,750,000		118,763			15,363		103,400
10-30	BCC College Improvements	3,121,531		40,000			7,009		32,991
10-35	DOT Road Improvements	10,225,000	1,351,170					1,351,170	
11-01	Various Capital Park Improvements	2,553,000		727,917			249,375		478,542
11-02	Various Impr. Dept. of Health & Human Services	1,130,000		974,423			201,313		773,110
11-03	Various Impr. Dept. of Planning & Administration	970,000		504,519			63,019		441,500
11-04	Various Dept. Public Works Improvements	5,670,000		1,365,494			844,524		520,970
11-05	Various Impr. Bergen County Technical Schools	750,000		329,922			49,706		280,216
11-06	Various Impr. Special Services School District	500,000		263,483			64,682		198,801
11-07	BCC College Improvements	8,500,000	8,455,818				1,512	8,454,306	
11-08	Various Dept. Department of Public Works	3,900,000		3,495,801				120,846	3,374,955

COUNTY OF BERGEN
 SCHEDULE OF IMPROVEMENT AUTHORIZATIONS
 GENERAL CAPITAL FUND
 FOR THE YEAR ENDED DECEMBER 31, 2014

ORD. NO.	Improvement Description	Amount	Balance, December 31, 2013		2014		Paid or Charged	Balance, December 31, 2014	
			Funded	Unfunded	Authorizations	Cancelled		Funded	Unfunded
11-09	Various Dept. Department of Public Works	2,300,000	41,748	35,409				41,748	35,409
11-15	BCC College Improvements	800,000		86,253					86,253
11-16	Department of Public Works (DOT)	8,103,000	109,062					109,062	
11-20	Justice Center Complex	3,600,000		258,680			6,204		252,476
12-01	ERI Refunding Bond - County	9,749,000		5,000					5,000
12-02	ERI Refunding Bond - Social Services	949,000		8,000					8,000
12-03	ERI Refunding Bond - School	878,000		2,000					2,000
12-05	Refunding 2003 General Improvement	21,000,000		2,340,000					2,840,000
12-08	Administration and Finance Improvements	499,000		86,401			42,532		43,869
12-09	Park Improvements	3,180,000		1,405,262			662,029		743,233
12-10	DPW Capital Improvements	4,515,000		2,458,159			1,692,670		765,489
12-11	DPW DOT Midland Park Bridge	1,000,000					(79,722)	79,722	
12-12	DPW DOT Ailendale Bridge	1,000,000					(125,389)	125,389	
12-19	Law Enforcement Improvements	6,232,000		4,504,452			1,016,435		3,588,017
12-20	Health and Human Services	1,065,000		301,965			224,529		577,436
12-21	Bergen Community College Ch. 12	1,000,000		991,266			334,625		656,641
12-22	Special Services School District	500,000		379,106			187,393		191,713
12-23	Vocational School Improvements	750,000		429,278			58,417		370,861
12-24	DPW NJDOT 2012	8,103,000	132,132				(2,857,778)	2,989,910	
12-26	Bergen Community College Ch. 12	1,500,000	1,475,554				1,344,934	130,620	
12-35/14-10	Justice Center and DPW Garage	147,000,000		73,980,038	32,031,000		70,408,775		34,702,263
13-02	Refunding General Improvement	42,000,000		2,715,000					2,715,000
13-03	Special Service School Improvements	46,000,000		46,000,000			28,055,832	11,944,168	6,000,000
13-04	DPW Rehab Patterson Street Bridge	2,000,000	169,797					169,797	
13-09	DPW Road Improvements State Aid	8,051,900	1,413,900					1,413,900	
13-10	Park Improvements	2,940,000		2,564,694			1,313,782		1,250,912
13-11	Administration and Finance Improvements	1,298,000		1,045,349			408,068		637,281
13-12	Health and Human Services	1,498,650		1,332,159			30,427		1,301,732
13-13	DPW Improvements	12,975,000		11,308,463			3,813,004		7,995,459
13-15	Various Improvements to Technical School	1,268,000		1,268,000			504,947		763,053
13-16	Special Services School District Improvements	450,000		450,000			296,825		153,175
13-17	Bergen Community College	1,000,000		1,000,000			6,889		993,111
13-18	Bergen Community College Ch. 12	4,250,000		4,250,000			11,975	4,238,025	
13-22	Law Enforcement Improvements	4,600,000	223,964	4,370,000			546,635		4,047,329
14-02	DPW NJDOT 2014	6,605,000			6,605,000		5,118,561	1,486,439	
14-03	DPW NJDOT 2013	1,000,000			1,000,000			1,000,000	

COUNTY OF BERGEN
 SCHEDULE OF IMPROVEMENT AUTHORIZATIONS
 GENERAL CAPITAL FUND
 FOR THE YEAR ENDED DECEMBER 31, 2014

ORD. NO.	Improvement Description	Amount	Balance, December 31, 2013		2014 Authorizations	Cancelled	Paid or Charged	Balance, December 31, 2014	
			Funded	Unfunded				Funded	Unfunded
14-04	DPW - FEMA Hazard Mitigation Grant	3,500,000			3,500,000		1,244,665	2,255,335	
14-12	BRMC - Various Capital Improvements	3,249,371			3,249,371		1,968,294		1,281,077
14-19	Admin & Finance - Various Capital Improvements	1,360,385			1,360,385		214,859		1,145,526
14-20	Bergen County Community Improvements	3,625,000			3,625,000				3,625,000
14-21	Health and Human Services	2,567,025			2,567,025		134,484		2,432,541
14-22	Special Service School Improvements	2,097,500			2,097,500		87,661	17,339	1,992,500
14-23	Law Enforcement Improvements	6,099,700			6,099,700		170,822	134,178	5,794,700
14-24	DPW	10,381,000			10,381,000		398,544	121,456	9,861,000
14-25	BC - Technical Schools	1,205,000			1,205,000		10,003		1,194,997
14-26	BC - Special Schools	450,000			450,000		46,792		403,208
14-29	Planning	1,225,000			1,225,000		150,000		1,075,000
14-37	DPW - Rivervale Road	5,829,000			5,829,000			4,663,200	1,165,800
14-38	DPW - Zabriskie Street	1,785,000			1,785,000			90,000	1,695,000
			\$ 27,655,726	257,430,724	83,009,981	3,725,730	139,264,531	52,882,671	172,223,499
					Reappropriated Ord. 14-12	\$ 2,830,377			
					Deferred Charges Unfunded	156,945			
					Fund Balance	431,882			
					Capital Improvement Fund	306,527			
						\$ 3,725,730			
							Cash	\$ 30,223,938	
							Reallocate to Reserve for Payment of Debt	138,900	
							interfunds	(63,168)	
							PY Encumbrances Cancelled	(4,475,785)	
							Encumbrances	113,440,646	
								\$ 139,264,531	

COUNTY OF BERGEN
SCHEDULE OF RESERVE FOR ENCUMBRANCES PAYABLE
GENERAL CAPITAL FUND
FOR THE YEAR ENDED DECEMBER 31, 2014

Balance: December 31, 2013		\$ 85,230,572
Increased by:		
Transfer from Improvement Authorizations		<u>113,440,646</u>
		198,671,218
Decreased by:		
Cash Disbursements	\$ 80,754,787	
Cancelled	<u>4,475,785</u>	
		<u>85,230,572</u>
Balance: December 31, 2014		<u>\$ 113,440,646</u>

COUNTY OF BERGEN
 SCHEDULE OF INTERFUNDS PAYABLE
 GENERAL CAPITAL FUND
 FOR THE YEAR ENDED DECEMBER 31, 2014

	<u>Total</u>	<u>Current Fund</u>
Increased by:		
Reimbursement for Expenses Paid	\$ 59,485	\$ 59,485
Interest Earned	264,901	264,901
Cash Receipts	<u>1,756,940</u>	<u>1,756,940</u>
	<u>2,081,326</u>	<u>2,081,326</u>
Decreased by:		
Reimbursements - Improvement Authorizations	122,653	122,653
Cash Disbursements	<u>331,828</u>	<u>331,828</u>
	<u>454,481</u>	<u>454,481</u>
Balance: December 31, 2014	<u>\$ 1,626,845</u>	<u>1,626,845</u>

COUNTY OF BERGEN
SCHEDULE OF RESERVE FOR INTEREST FOR ARBITRAGE REBATE
GENERAL CAPITAL FUND
FOR THE YEAR ENDED DECEMBER 31, 2014

Balance: December 31, 2013	\$	59,442
Increased by:		
Interest Earned on Arbitrage Rebate		2,360
		61,802
Decreased by:		
Interest Transferred on Arbitrage Rebate		22,968
Balance: December 31, 2014	\$	38,834

SCHEDULE OF RESERVE FOR INTEREST
GENERAL CAPITAL FUND
FOR THE YEAR ENDED DECEMBER 31, 2014

Increased by:		
Interest Earned	\$	24,817
Balance: December 31, 2014	\$	24,817

COUNTY OF BERGEN
 SCHEDULE OF RESERVE FOR PRELIMINARY COSTS
 GENERAL CAPITAL FUND
 FOR THE YEAR ENDED DECEMBER 31, 2014

Balance: December 31, 2013	\$	<u>1,434</u>
Balance: December 31, 2014	\$	<u><u>1,434</u></u>

SCHEDULE OF RESERVE FOR PVHS TENNIS COURT CONSTRUCTION
 GENERAL CAPITAL FUND
 FOR THE YEAR ENDED DECEMBER 31, 2014

Increased by:		
Cash Receipts	\$	785,893
Due from School District		<u>82,082</u>
	\$	<u>867,975</u>
Decreased by:		
Cash Disbursements		429,914
Encumbrances Payable		<u>438,061</u>
	\$	<u><u>867,975</u></u>

COUNTY OF BERGEN
SCHEDULE OF RESERVE FOR PAYMENT OF NOTES
GENERAL CAPITAL FUND
FOR THE YEAR ENDED DECEMBER 31, 2014

Increased by:			
Cash Receipts	\$	580,379	
Reallocate from Improvement Authorizations		138,900	
			\$ 719,279

Balance: December 31, 2014			\$ 719,279
----------------------------	--	--	------------

Analysis of Balance:

Ordinance	Amount
08-38	75,352
09-19	44,250
10-17	163,922
10-21	31,695
10-23	138,900
11-08	58,282
12-10	133,000
12-19	73,878
	\$ 719,279

COUNTY OF BERGEN
 SCHEDULE OF BONDS AND NOTES AUTHORIZED BUT NOT ISSUED
 GENERAL CAPITAL FUND
 FOR THE YEAR ENDED DECEMBER 31, 2014

Ordinance No.	Improvement Description	Balance, December 31, 2013	2014 Authorizations	Issued	Balance, December 31, 2014
88-22	Road Resurfacing and Various Improvements	\$ 238,709			238,709
88-24	Various Road, Bridge, and Drainage Improvements	375			375
88-41	Acquisition of Various Equipment & Improvements	125,000			125,000
88-68	Acquisition of a New Data System	883			883
89-25	Park Construction	12,845			12,845
90-35	Parks - Vehicles and Equipment	24			24
90-38	Removal of Underground Tanks	10,000			10,000
93-30	Jail Construction	12,470			12,470
95-18	Planning & Economic Development	1,323,038			1,323,038
95-20	DPW Improvements & Equipment	15,740			15,740
98-19	Public Works Improvements & Purchase of Equipment	386,732		72,742	313,990
98-36	Planning and Economic Development Improvements	350,000			350,000
99-21	Health Department Improvements	40,000			40,000
99-23	Various County Improvements - Public Works	495			495
00-05	DPW Roads Improvement & Equipment	256,135		43,873	212,262
00-11	Open Space Acquisition	363,928			363,928
00-14	Park Improvements	200,001		31,545	168,456
00-15	Department of Health & Human Services	14,466		1,450	13,016
01-14	DPW Improvements and Equipment	617,486		12,441	605,045
01-17	Open Space	116,679			116,679
01-22	Health and Human Services Improvement	36,211		5,592	30,619

COUNTY OF BERGEN

SCHEDULE OF BONDS AND NOTES AUTHORIZED BUT NOT ISSUED

GENERAL CAPITAL FUND

FOR THE YEAR ENDED DECEMBER 31, 2014

Ordinance No.	Improvement Description	Balance, December 31, 2013	2014 Authorizations	Issued	Balance, December 31, 2014
01-24	Administration and Finance Equipment	15,572		13,004	2,568
02-04	Public Works Improvements and Equipment	47,926			47,926
02-08	Various Department Improvements/Finance & Admin.	35,766		35,766	
02-24	Health & Human Services Improvements & Equipment	51			51
02-28	Planning & Econ Dev - Rail Network	279,161			279,161
02-31	Prosecutor Equipment	364			364
03-04	Open Space - Various Municipalities	2,534,077			2,534,077
03-08	Open Space - Various Municipalities	192,152			192,152
03-25	Public Works - Various Improvements	31,071			31,071
03-30	Various Improvements/Law Enforcement Equipment	2,762		2,762	
03-32	Bergen County Justice Center	2,392,197		96,476	2,295,721
03-35	Planning and Economic Development	805,842		31,057	774,785
03-36	Various Departments Equipment	66,201		55,218	10,983
03-37	Health and Human Services	556,017			556,017
04-12	DPW Various Improvements	370,206		184,646	185,560
04-18	Park Improvements & Equipment	24,655		24,655	
04-19	Cogeneration Plant	199,460			199,460
04-21	Law Enforcement Improvements	18,861		11,765	7,096
04-22	Health & Human Services Improvements	30			30
04-23	Various County Department Improvements	29,700		29,700	
04-24	Planning and Economic Development Improvements	1,133,862		151,568	982,294

COUNTY OF BERGEN

SCHEDULE OF BONDS AND NOTES AUTHORIZED BUT NOT ISSUED

GENERAL CAPITAL FUND

FOR THE YEAR ENDED DECEMBER 31, 2014

Ordinance No.	Improvement Description	Balance, December 31, 2013	2014 Authorizations	Issued	Balance, December 31, 2014
04-30	Special Service School Improvements	145			145
05-04	Park Improvements	597,550		54,009	543,541
05-09	Health and Human Services	166,218		140,917	25,301
05-10	Park Improvements	22,130			22,130
05-11	Law Enforcement Improvements	119,446		14,272	105,174
05-12	Public Works Improvements	1,041,134		206,265	834,869
05-13	Various County Department Improvements	29,600			29,600
05-14	Justice Center Improvements	116,064		59,000	57,064
05-17	Special Service School Improvements	207			207
05-18	Vocational Technical School Improvements	15,586			15,586
05-21	Park Improvements	199,603		6,714	192,889
05-36	DPW Drainage Improvements	1,172,577		763,057	409,520
06-09	DPW Various Improvements	176,426		39,506	136,920
06-10	Parks Improvements	573,990		66,617	507,373
06-15	Law Enforcement Various Improvements	253,366		26,416	226,950
06-16	Health and Human Services	643,064		200,142	442,922
06-17	Various County Improvements	26,006		11,993	14,013
06-20	Voc-Tech School Improvements	634,286		48,890	585,396
06-21	Special Service School Improvements	161,638		145,343	16,295
06-22	Planning and Economic Development Improvements	2,012,034		24,563	1,987,471
06-26	Voc-Tech School Improvements	10,017			10,017

COUNTY OF BERGEN
 SCHEDULE OF BONDS AND NOTES AUTHORIZED BUT NOT ISSUED
 GENERAL CAPITAL FUND
 FOR THE YEAR ENDED DECEMBER 31, 2014

Ordinance No.	Improvement Description	Balance, December 31, 2013	2014 Authorizations	Issued	Balance, December 31, 2014
06-27	Special Services School Improvements	20,000			20,000
06-29	DPW Roads and Bridges	1,366,463		721,431	645,032
06-34	Homeless Shelter Property Acquisition	5,585			5,585
06-35	Overpeck Landfill	483,065		3,314	479,751
07-10	Parks Golf Course Improvements	1,744,936		499,692	1,245,244
07-11	Law Enforcement Improvements	1,317,073		281,841	1,035,232
07-12	Various DPW Improvements	216,930			216,930
07-13	Parks Improvements	508,338		60,541	447,797
07-14	Health and Human Services	405,303		168,326	236,977
07-22	Trunked Radio System	13,500			13,500
07-28	Justice Center Improvements	186,293		107,876	78,417
07-29	Special Services School Improvements	203,207		28,970	174,237
07-30	Vocational School Improvements	574,181		158,576	415,605
07-33	Planning Improvements	1,794,972		9,090	1,785,882
07-34	Various County Department Improvements	162,293		38,422	123,871
07-35	Bergen Regional Medical Center	88,715		85,810	2,905
07-36	Equestrian Center Improvements	50,000			50,000
07-43	Overpeck Landfill	1,364,506		307,608	1,056,898
08-12	Sheriff's Office Improvements	2,635,143		826,317	1,808,826
08-13	Public Works Improvements	1,685,824		1,175,562	510,262
08-14	Various County Improvements	82,638		8,438	74,200

COUNTY OF BERGEN

SCHEDULE OF BONDS AND NOTES AUTHORIZED BUT NOT ISSUED

GENERAL CAPITAL FUND

FOR THE YEAR ENDED DECEMBER 31, 2014

Ordinance No.	Improvement Description	Balance, December 31, 2013	2014 Authorizations	Issued	Balance, December 31, 2014
08-15	Planning & Economic Development Improvements	1,249,000		897,627	351,373
08-16	Parks Improvements	273,865		25,295	248,570
08-17	Health and Human Services Improvements	718,801		142,501	576,300
08-19	Communications Center	1,729,065		29,237	1,699,828
08-20	Renovations to Golf Courses	2,981,058		40,611	2,940,447
08-36	Juvenile Detention Center Phase I	689,447			689,447
08-37	Various Parks Improvements	2,852,905		480,279	2,372,626
08-38	Various Law Enforcement Improvements	3,645,000		2,425,137	1,219,863
08-39	Bergen Regional Medical Center Improvements	378,453		364,352	14,101
08-40	County Special Services School District Improv.	582,091		462,616	119,475
08-41	Bergen County Technical Schools	3,953,616		110,267	3,843,349
08-42	Bergen County Community College	3,000,000		2,833,163	166,837
08-43	Public Works Improvements	4,940,000		3,673,293	1,266,707
08-48	Overpeck Park and Equestrian Center Improvements	156,945		156,945	
08-56	Property Acquisition & Infrastructure Improvements	569,808		114,536	455,272
09-01	Juvenile Detention Center	523,987		10,060	513,927
09-03	Self Insurance Reserves	3,754,400		3,754,400	
09-04	Planning & Economic Development Improv.	1,875,000			1,875,000
09-07	Administration / Finance Improvements	879,090		89,976	789,114
09-11	Parks Improvements	1,464,869		913,095	551,774
09-12	Health and Human Services Improvements	1,453,198		424,519	1,028,679

COUNTY OF BERGEN
SCHEDULE OF BONDS AND NOTES AUTHORIZED BUT NOT ISSUED
GENERAL CAPITAL FUND
FOR THE YEAR ENDED DECEMBER 31, 2014

Ordinance No.	Improvement Description	Balance, December 31, 2013	2014 Authorizations	Issued	Balance, December 31, 2014
09-16	Improvements to Bergen Regional Medical Ctr.	434,704		434,704	
09-17	Parks Improvements	4,782,850		1,807,874	2,974,976
09-18	Golf Course Improvements	2,026,350		779,010	1,247,340
09-19	Law Enforcements Improvements	1,657,401		503,181	1,154,220
09-20	Public Works Improvements	2,478,845		286,273	2,192,572
09-22	Public Works Improvements	1,043,723		385,071	658,652
09-25	Juvenile Detention Center	6,893,252		218,086	6,675,166
09-30	College Improvements	25,265		14,290	10,975
10-12	Park Improvements	1,850,258		565,775	1,284,483
10-13	Admin & Finance Improvements	1,036,792		14,983	1,021,809
10-14	Planning & Economic Development	620,000			620,000
10-15	Health & Human Services Improvements	2,033,452		661,873	1,371,579
10-16	Overpeck Phase II Improvements	5,064,184		14,684	5,049,500
10-17	Department of Public Works Improvements	3,246,154		1,730,925	1,515,229
10-18	BCC College Improvements	580,795		497,395	83,400
10-19	Special Services School District Improvements	535,823		501,083	34,740
10-20	Voc-Tech School Improvements	783,869		144,285	639,584
10-21	County Law Enforcement	6,035,685		2,181,076	3,854,609
10-23	BRMC Improvements	4,665,328		4,422,011	243,317
10-28	Special Services School District Improvements	1,493,466		1,105,064	388,402
10-29	Voc-Tech School Improvements	119,063		15,663	103,400

COUNTY OF BERGEN

SCHEDULE OF BONDS AND NOTES AUTHORIZED BUT NOT ISSUED

GENERAL CAPITAL FUND

FOR THE YEAR ENDED DECEMBER 31, 2014

Ordinance No.	Improvement Description	Balance, December 31, 2013	2014 Authorizations	Issued	Balance, December 31, 2014
10-30	BCC College Improvements	40,000		7,009	32,991
11-01	Various Capital Park Improvements	1,681,578		987,500	694,078
11-02	Various Improvements Dept. Health and Human Service:	1,054,254		162,233	892,021
11-03	Various Improvements Depts, Planning and Administrati	532,830		72,745	460,085
11-04	Various Dept. Public Works Improvements	2,876,420		1,300,884	1,575,536
11-05	Various Improvements Bergen County Technical School:	336,463		56,246	280,217
11-06	Various Improvements Special Services School District	374,945		174,143	200,802
11-08	Various Dept. Public Works Improvements	3,596,704		221,749	3,374,955
11-09	Various Dept. Public Works Improvements	35,409			35,409
11-15	BCC College Improvements	398,444		312,191	86,253
11-20	Improvements to Justice Center Complex	3,420,000		3,161,320	258,680
12-01	ERI Refunding Bond - County	5,000			5,000
12-02	ERI Refunding Bond - Social Services	8,000			8,000
12-03	ERI Refunding Bond - School	2,000			2,000
12-05	Refunding 2003 General Improvement Bonds	2,840,000			2,840,000
12-08	Admin and Finance Improvements	101,648		15,247	86,401
12-09	Park Improvements	2,542,796		1,524,866	1,017,930
12-10	DPW Capital Improvements	4,181,682		1,502,854	2,678,828
12-19	Law Enforcement Improvements	5,915,718		1,607,651	4,308,067
12-20	Health and Human Services Improvements	1,011,000		220,286	790,714
12-21	Bergen Community College Ch. 12	1,000,000		279,743	720,257

COUNTY OF BERGEN
 SCHEDULE OF BONDS AND NOTES AUTHORIZED BUT NOT ISSUED
 GENERAL CAPITAL FUND
 FOR THE YEAR ENDED DECEMBER 31, 2014

Ordinance No.	Improvement Description	Balance, December 31, 2013	2014 Authorizations	Issued	Balance, December 31, 2014
12-22	Special Services School Improvements	379,106		153,426	225,680
12-23	Vocational School Improvements	485,862		101,007	384,855
12-35/14-10	Justice Center and DPW Garage Improvements	90,292,106	32,031,000	54,882,021	67,441,085
13-02	Refunding General Improvement and Special Services	2,715,000			2,715,000
13-03	Special Services School Improvements	46,000,000		40,000,000	6,000,000
13-10	Park Improvements	2,793,000		1,012,766	1,780,234
13-11	Administration and Finance Equipment	1,233,000		329,681	903,319
13-12	Health and Human Services	1,423,650		106,714	1,316,936
13-13	DPW Improvements	12,326,000		1,641,588	10,684,412
13-15	Various Improvements to Technical Schools	1,268,000		434,374	833,626
13-16	Special Services School Improvements	450,000		260,045	189,955
13-17	Bergen Community College	1,000,000		6,209	993,791
13-18	Bergen Community College Ch. 12	4,250,000		4,250,000	
13-22	Law Enforcement Improvements	4,370,000		76,744	4,293,256
14-12	BRMC - Various Capital Improvements		3,094,637	169,100	2,925,537
14-19	Admin & Finance - Various Capital Improvements		1,291,885		1,291,885
14-20	Bergen County Community Improvements		3,625,000		3,625,000
14-21	Health and Human Services		2,438,025	4,219	2,433,806
14-22	Parks		1,992,500		1,992,500
14-23	Law Enforcement Improvements		5,794,700		5,794,700
14-24	DPW		9,861,000		9,861,000

COUNTY OF BERGEN

SCHEDULE OF BONDS AND NOTES AUTHORIZED BUT NOT ISSUED

GENERAL CAPITAL FUND

FOR THE YEAR ENDED DECEMBER 31, 2014

Ordinance No.	Improvement Description	Balance, December 31, 2013	2014 Authorizations	Issued	Balance, December 31, 2014
14-25	BC - Technical Schools		1,205,000		1,205,000
14-26	BC - Special Schools		450,000		450,000
14-29	Planning		1,163,000		1,163,000
14-37	DPW - Rivervale Road		1,165,800		1,165,800
14-38	DPW - Zabriskie Street		1,695,000		1,695,000
		\$ 321,755,674	65,807,547	155,359,554	232,203,667
			Bond Anticipation Notes \$	53,000,000	
			Bond Sale	99,080,000	
			Cancellation	156,945	
			Reimbursements	292,232	
			Re-Appropriated	2,830,377	
				\$ 155,359,554	

COUNTY OF BERGEN
STATE OF NEW JERSEY

PART II

**LETTERS ON INTERNAL CONTROL AND ON
COMPLIANCE AND OTHER MATTERS**

COMMENTS AND RECOMMENDATIONS

YEAR ENDED DECEMBER 31, 2014

Ferraioli, Wielkotz, Cerullo & Cuva, P.A.

Charles J. Ferraioli, Jr., MBA, CPA, RMA
Steven D. Wielkotz, CPA, RMA
James J. Cerullo, CPA, RMA
Paul J. Cuva, CPA, RMA
Thomas M. Ferry, CPA, RMA

Certified Public Accountants
401 Wanaque Avenue
Pompton Lakes, New Jersey 07442
973-835-7900
Fax 973-835-6631

Newton Office
100B Main Street
Newton, N.J. 07860
973-579-3212
Fax 973-579-7128

INDEPENDENT AUDITOR'S REPORT ON INTERNAL CONTROL OVER FINANCIAL REPORTING AND ON COMPLIANCE AND OTHER MATTERS BASED ON AN AUDIT OF FINANCIAL STATEMENTS PERFORMED IN ACCORDANCE WITH GOVERNMENT AUDITING STANDARDS

The Honorable Board of Chosen Freeholders
County of Bergen, New Jersey

We have audited, in accordance with auditing standards generally accepted in the United States of America; audit requirements as prescribed by the Division of Local Government Services, Department of Community Affairs, State of New Jersey; and the standards applicable to financial audits contained in Government Auditing Standards, issued by the Comptroller General of the United States, the financial statements-regulatory basis of the County of Bergen in the State of New Jersey as of and for the year ended December 31, 2014 and the related notes to the financial statements, and have issued our report thereon dated May 12, 2015, which was adverse due to being presented in accordance with New Jersey regulatory basis of accounting.

Internal Control Over Financial Reporting

In planning and performing our audit of the financial statements-regulatory basis, we considered the County of Bergen's internal control over financial reporting to determine the audit procedures that are appropriate in the circumstances for the purpose of expressing our opinions on the financial statements-regulatory basis, but not for the purpose of expressing an opinion on the effectiveness of the County of Bergen's internal control. Accordingly, we do not express an opinion on the effectiveness of the County of Bergen's internal control.

A deficiency in internal control exists when the design or operation of a control does not allow management or employees, in the normal course of performing their assigned functions, to prevent, or detect and correct misstatements on a timely basis. A *material weakness* is a deficiency, or combination of deficiencies, in internal control, such that there is a reasonable possibility that a material misstatement of the entity's financial statements will not be prevented, or detected and corrected on a timely basis. A *significant deficiency* is a deficiency, or a combination of deficiencies, in internal control that is less severe than a material weakness, yet important enough to merit attention by those charged with governance.

Our consideration of internal control was for the limited purpose described in the first paragraph of this section and was not designed to identify all deficiencies in internal control that might be material weaknesses or significant deficiencies. Given these limitations, during our audit we did not identify any deficiencies in internal control that we consider to be material weaknesses. However, material weaknesses may exist that have not been identified.

We did identify certain immaterial deficiencies in internal control that we have reported to management of the County of Bergen in the accompanying comments and recommendations section of this report.


Compliance and Other Matters

As part of obtaining reasonable assurance about whether the County of Bergen's financial statements-regulatory basis are free of material misstatement, we performed tests of its compliance with certain provisions of laws, regulations, contracts and grant agreements, noncompliance with which could have a direct and material effect on the determination of financial statement amounts. However, providing an opinion on compliance with those provisions was not an objective of our audit and, accordingly, we do not express such an opinion. The results of our tests disclosed no instances of noncompliance or other matters that are required to be reported under *Government Auditing Standards*.

However, we noted certain immaterial instances of noncompliance that we have reported to the management of the County of Bergen in the accompanying comments and recommendations section of this report.

Purpose of this Report

The purpose of this report is solely to describe the scope of our testing of internal control and compliance and the results of that testing, and not to provide an opinion on the effectiveness of the County of Bergen's internal control or on compliance. This report is an integral part of an audit performed in accordance with *Government Auditing Standards* in considering the County of Bergen's internal controls and compliance. Accordingly, this communication is not suitable for any other purpose.



Steven D. Wielkotz
Registered Municipal Accountant
No. 413



FERRAIOLI, WIELKOTZ, CERULLO & CUVA, P.A.
Certified Public Accountants
Pompton Lakes, New Jersey

May 12, 2015

Ferraioli, Wielkottz, Cerullo & Cuva, P.A.

Charles J. Ferraioli, Jr., MBA, CPA, RMA
Steven D. Wielkottz, CPA, RMA
James J. Cerullo, CPA, RMA
Paul J. Cuva, CPA, RMA
Thomas M. Ferry, CPA, RMA

Certified Public Accountants
401 Wanaque Avenue
Pompton Lakes, New Jersey 07442
973-835-7900
Fax 973-835-6631

Newton Office
100B Main Street
Newton, N.J. 07860
973-579-3212
Fax 973-579-7128

INDEPENDENT AUDITOR'S REPORT ON COMPLIANCE FOR EACH MAJOR FEDERAL AND STATE PROGRAM AND REPORT ON INTERNAL CONTROL OVER COMPLIANCE AS REQUIRED BY OMB CIRCULAR A-133 AND N.J. OMB CIRCULAR 04-04

The Honorable Board of Chosen Freeholders
County of Bergen, New Jersey

Report on Compliance for Each Major Federal and State Program

We have audited the County of Bergen in the State of New Jersey compliance with the types of compliance requirements described in the U.S. Office of Management and Budget (OMB) Circular A-133 Compliance Supplement and the New Jersey State Office of Management and Budget's State Aid/Grant Compliance Supplement that could have a direct and material effect on each of its major federal and state programs for the year ended December 31, 2014. The County of Bergen's major federal and state programs are identified in the summary of auditor's results section of the accompanying schedule of findings and questioned costs.

Management's Responsibility

Management is responsible for compliance with the requirements of laws, regulations, contracts and grants applicable to each of its major federal and state programs.

Auditor's Responsibility

Our responsibility is to express an opinion on compliance for each of the County of Bergen's major federal and state programs based on our audit of the types of compliance requirements referred to above. We conducted our audit of compliance in accordance with auditing standards generally accepted in the United States of America; the standards applicable to financial audits contained in *Government Auditing Standards*, issued by the Comptroller General of the United States; OMB Circular A-133, "Audits of States, Local Governments, and Non-Profit Organizations"; and the provisions of the New Jersey State Treasury Circular Letter 04-04, "Single Audit Policy for Recipients of Federal Grants, State Grants and State Aid Payments." Those standards and OMB Circular A-133 and N.J. OMB Circular 04-04 require that we plan and perform the audit to obtain reasonable assurance about whether noncompliance with the types of compliance requirements referred to above that could have a direct and material effect on a major federal and state program occurred. An audit includes examining, on a test basis, evidence about the County of Bergen's compliance with those requirements and performing such other procedures as we considered necessary in the circumstances.

We believe that our audit provides a reasonable basis for our opinion on compliance for each major federal and state program. However, our audit does not provide a legal determination on the County of Bergen's compliance.

Opinion on Each Major Federal and State Program

In our opinion, the County of Bergen complied, in all material respects, with the types of compliance requirements referred to above that could have a direct and material effect on each of its major federal and state programs for the year ended December 31, 2014.

Other Matters

The results of our auditing procedures disclosed an instance of noncompliance, which is required to be reported in accordance with New Jersey OMB Circular 04-04 and which is described in the accompanying schedule of findings and questioned costs as State finding 2014-001. Our opinion on each major federal and state program is not modified with respect to this matter.

The County of Bergen's response to the noncompliance findings identified in our audit are described in the accompanying schedule of findings and questioned costs. The County of Bergen's response was not subjected to the auditing procedures applied in the audit of compliance and, accordingly, we express no opinion on the response.

Report on Internal Control Over Compliance

Management of the County of Bergen is responsible for establishing and maintaining effective internal control over compliance with the types of compliance requirements referred to above. In planning and performing our audit of compliance, we considered the County of Bergen's internal control over compliance with the types of requirements that could have a direct and material effect on a major federal and state program to determine our auditing procedures that are appropriate in the circumstances for the purpose of expressing an opinion on compliance for each major federal and state program and to test and report on internal control over compliance with OMB Circular A-133 and N.J. OMB Circular 04-04, but not for the purpose of expressing an opinion on the effectiveness of internal control over compliance. Accordingly, we do not express an opinion on the effectiveness of the County of Bergen's internal control over compliance.

A deficiency in internal control over compliance exists when the design or operation of a control over compliance does not allow management or employees, in the normal course of performing their assigned functions, to prevent, or detect and correct, noncompliance with a type of compliance requirement of a federal and state program on a timely basis. *A material weakness in internal control over compliance* is a deficiency, or combination of deficiencies, in internal control over compliance, such that there is a reasonable possibility that material noncompliance with a type of compliance requirement of a federal

and state program will not be prevented, or detected and corrected, on a timely basis. A *significant deficiency in internal control over compliance* is a deficiency, or a combination of deficiencies, in internal control over compliance with a type of compliance requirement of a federal and state program that is less severe than a material weakness in internal control over compliance, yet important enough to merit attention by those charged with governance.

Our consideration of the internal control over compliance was for the limited purpose described in the first paragraph of this section and was not designed to identify all deficiencies in internal control over compliance that might be material weaknesses or significant deficiencies and, therefore, material weaknesses or significant deficiencies may exist that were not identified. We did not identify any deficiencies in internal control over compliance that we consider to be material weaknesses. However, we identified a certain deficiency in internal control over compliance, as described in the accompanying schedule of findings and questioned costs as item 2014-001 that we consider to be a significant deficiency.

The County of Bergen's response to the internal control over compliance finding identified in our audit is described in the accompanying schedule of findings and questioned costs. The County of Bergen's response was not subjected to the auditing procedures applied in the audit of compliance and, accordingly, we express no opinion on the response.

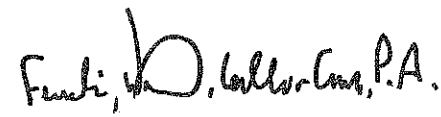
The purpose of this report on internal control over compliance is solely to describe the scope of our testing of internal control over compliance and the results of that testing based on the requirements of OMB Circular A-133 and N.J. OMB Circular 04-04. Accordingly, this report is not suitable for any other purpose.

Report on Schedules of Expenditures of Federal Awards and State Financial Assistance Required by OMB Circular A-133 and NJ OMB Circular 04-04

We have audited the financial statements of the County of Bergen, New Jersey as of and for the year ended December 31, 2014, and have issued our report thereon dated May 12, 2015, which contained an unmodified opinion on those financial statements on a regulatory basis. Our audit was conducted for the purpose of forming an opinion on the financial statements as a whole. The accompanying schedules of expenditures of federal awards and OMB Circular A-133 and NJ OMB Circular 04-04 and are not a required part of the financial statements. Such information is the responsibility of management and was derived from and related directly to the underlying accounting and other records used to prepare the financial statements. The information has been subjected to the auditing procedures applied in the audit of the financial statements

and certain additional procedures, including comparing and reconciling such information directly to the underlying accounting and other records used to prepare the financial statements or to the financial statements themselves, and other additional procedures in accordance with auditing standards generally accepted in the United States of America. In our opinion, the schedule of expenditure of federal awards and State financial assistance are fairly stated in all material respects in relation to the financial statements taken as a whole.


Steven D. Wielkocz
Registered Municipal Accountant
No. 413


FERRAIOLI, WIELKOTZ, CERULLO & CUVA, P.A.
Certified Public Accountants
Pompton Lakes, New Jersey

May 12, 2015

COUNTY OF BERGEN
 Schedule of Expenditures of Federal Awards
 Year ended December 31, 2014

<u>Program</u>	<u>CFDA Number</u>	<u>Grant Period</u>	<u>Award Amount</u>	<u>Cash Received</u>	<u>Expenditures</u>	<u>MEMO Cumulative Total Expenditures</u>
<u>Federal and State Grant Fund:</u>						
<u>US Department of Agriculture</u>						
Passed Through the State of New Jersey Department of Health and Human Services						
Senior Farmers Market Nutrition Program	10.576	2013	3,500		3,500 *	3,500
Senior Farmers Market Nutrition Program	10.576	2014	3,500	3,500	3,500 *	3,500
<u>Total US Department of Agriculture</u>				<u>3,500</u>	<u>7,000</u>	<u>7,000</u>
Supportive Housing Program	14.235	2012	93,068		2,270 *	90,798
Continuum of Care Program	14.267	2013	22,000	1,338	108 *	108
Continuum of Care Program	14.267	2013	88,415	81,685	81,685 *	81,685
Continuum of Care Program (HMIS)	14.267	2013	85,900	7,744	*	
Continuum of Care Program	14.267	2014	82,893	80,533	80,533 *	80,533
Continuum of Care Program (HMIS)	14.267	2014	20,000	16,863	16,863 *	16,863
Continuum of Care Program	14.267	2014	89,811	38,232	38,232 *	38,232
				<u>226,395</u>	<u>217,421</u>	<u>217,421</u>
<u>Total US Department of Housing and Urban Development</u>				<u>226,395</u>	<u>219,691</u>	<u>308,219</u>
<u>US Department of Justice</u>						
Passed Through the New Jersey Department of Law and Public Safety						
Juvenile Accountability Incentive Grant	16.523	2012	27,222	59	*	23,026
Juvenile Accountability Incentive Grant	16.523	2013	44,693	20,170	4,171 *	44,668
Juvenile Accountability Incentive Grant	16.523	2014	20,742	5,873	18,468 *	18,468
				<u>26,102</u>	<u>22,639</u>	<u>86,162</u>
Crime Victim Assistance	16.575	2012	38,680		*	38,218
Crime Victim Assistance (SART/SANE)	16.575	2013	71,725	3,374	200 *	65,426
Crime Victim Assistance	16.575	2014	179,894	179,894	95,543 *	179,894
Crime Victim Assistance	16.575	2015	169,353		78,908 *	78,908
Crime Victim Assistance (SART/SANE)	16.575	2014	68,555	60,840	60,840 *	60,840
				<u>244,108</u>	<u>235,491</u>	<u>423,286</u>
Crime Victim Assistance	16.582	2014	55,000	44,786	55,000 *	55,000
Crime Victim Assistance	16.582	2013	55,000	42,308	*	
				<u>87,094</u>	<u>55,000</u>	<u>55,000</u>

COUNTY OF BERGEN

Schedule of Expenditures of Federal Awards

Year ended December 31, 2014

Program	CFDA Number	Grant Period	Award Amount	Cash Received	Expenditures	MEMO
						Cumulative Total Expenditures
Violence Against Women Formula Grant	16.588	2015	31,145	14,824	20,364 *	20,364
Violence Against Women Formula Grant	16.588	2014	31,145	31,145	*	
				45,969	20,364	20,364
Criminal Alien Assistance Grant	16.608	2007	2,838,717		1,025 *	2,798,587
Criminal Alien Assistance Grant	16.608	2007	2,235,509		30,000 *	212,083
Criminal Alien Assistance Grant	16.608	2014	81,920		*	81,920
Criminal Alien Assistance Grant	16.608	2015	442,519	442,519	*	
				442,519	31,025	3,092,590
COPS Technology Grant	16.710	2012	900,000	417,428	246,850	352,670
Edward Byrne Memorial Justice Assistance Grant Program	16.738	2013	11,776	2,944	*	
Edward Byrne Memorial Justice Assistance Grant Program	16.738	2014	71,936	41,961	35,966 *	71,936
Edward Byrne Memorial Justice Assistance Grant Program	16.738	2015	68,052	22,684	34,026 *	34,026
Edward Byrne Memorial Justice Assistance Grant Program	16.738	2015	11,577	5,789	10,130 *	15,919
Housing Works Project	16.738	2010	500,000	164,140	149,166 *	500,000
				237,518	229,288	621,881
US Marshals Regional Fugitive Task Force	16.000	2013-2014	16,000	15,499	15,499 *	15,499
US Marshals Regional Fugitive Task Force	16.000	2012-2013	16,000	2,762	*	
				18,261	15,499	15,499
<u>Total US Department of Justice</u>				1,518,999	856,156	4,667,452
<u>US Department of Transportation</u>						
Passed Through the State of New Jersey Department of Transportation						
Highway Planning and Construction	20.208	2011	1,500,000	34,770	21,412 *	914,458
Highway Planning and Construction	20.208	2012	184,000		*	184,000
Highway Planning and Construction	20.208	2012	1,080,000		*	954,611
Highway Planning and Construction - Triboro Shuttle Service	20.208	2012	150,000	25,463	25,463 *	150,000
Highway Planning and Construction	20.208	2012	300,000		*	53,649
Highway Planning and Construction	20.208	2013	1,080,000		*	372,804
Highway Planning and Construction	20.208	2013	2,000,000		*	
Highway Planning and Construction - Triboro Shuttle Service	20.208	2013	142,569	39,983	14,532 *	142,569
Highway Planning and Construction - Overpeck Park Pathways	20.208	2014	500,000		*	
Highway Planning and Construction - Triboro Shuttle Service	20.208	2014	150,000	93,060	107,611 *	107,611
				193,276	169,018	2,879,702

COUNTY OF BERGEN

Schedule of Expenditures of Federal Awards

Year ended December 31, 2014

Program	CFDA Number	Grant Period	Award Amount	Cash Received	Expenditures	MEMO
						Cumulative Total Expenditures
Passed Through North Jersey Transportation Planning Authority						
Metropolitan Transportation Planning	20.505	2013-2014	300,000	40,818	140,018 *	144,511
Metropolitan Transportation Planning	20.505	2013-2014	177,917	124,376	91,805 *	177,911
Metropolitan Transportation Planning	20.505	2013-2014	15,000	4,152	2,052 *	4,152
Metropolitan Transportation Planning	20.505	2014-2015	177,917		85,630 *	85,630
Metropolitan Transportation Planning	20.505	2014-2015	15,000		2,688 *	2,688
				169,346	322,193	414,892
Passed Through New Jersey Transit						
Jobs Access Reverse Commute	20.516	2013-2015	170,000	167,834	146,433 *	170,000
Jobs Access Reverse Commute	20.516	2013-2015	40,000	5,751	*	40,000
				173,585	146,433	210,000
New Freedom Program	20.521	2012	115,000	17,658	3,835 *	3,835
New Freedom Program	20.521	2012	80,000	17,924	21,183 *	21,183
New Freedom Program	20.521	2015	145,000	92,099	101,128 *	101,128
New Freedom Program	20.521	2015	80,000		*	
				127,681	126,146	126,146
Passed Through the New Jersey Department of Law and Public Safety						
State and Community Highway Safety	20.600	2014	65,000	54,683	51,673 *	51,673
State and Community Highway Safety	20.600	2015	75,000		3,010 *	3,010
State and Community Highway Safety (Aggressive Driving Campaign)	20.600	2014	25,000	14,200	14,200 *	14,200
State and Community Highway Safety (Aggressive Driving Campaign)	20.600	2015	25,000		*	
				68,883	68,883	68,883
National Priority Safety Programs (Drug Recognition Expert)	20.616	2014	25,000	15,015	15,015 *	15,015
National Priority Safety Programs (Drug Recognition Expert)	20.616	2015	25,000		*	
				15,015	15,015	15,015
<u>Total US Department of Transportation</u>				747,786	847,688	3,714,638
<u>US Department of Energy</u>						
Energy Efficiency and Conservation Block Grant	81.128	2012	7,130,500		10,797 *	7,117,370
<u>Total US Department of Energy</u>					10,797	7,117,370

COUNTY OF BERGEN

Schedule of Expenditures of Federal Awards

Year ended December 31, 2014

Program	CFDA Number	Grant Period	Award Amount	Cash Received	Expenditures	MEMO
						Cumulative Total Expenditures
<u>US Department of Education</u>						
Passed Through the State of New Jersey Department of Education						
Special Education - Grants for Infants and Families	84.181	2014	1,268,930	1,083,018	643,700 *	1,258,478
Special Education - Grants for Infants and Families	84.181	2014	1,268,930		620,668 *	620,668
<u>Total US Department of Education</u>				<u>1,083,018</u>	<u>1,264,368</u>	<u>1,879,146</u>
<u>US Department of Health and Human Services</u>						
Passed Through the State of New Jersey Department of Health and Senior Services						
Area Plan on Aging - Title III	93.044	2009	6,237,765	23,217	2,652 *	67,781
Area Plan on Aging - Title III	93.044	2013	65,472		342 *	65,472
Area Plan on Aging - Title III	93.044	2013	7,282,405	318,870	827,335 *	6,502,244
Area Plan on Aging - Title III	93.044	2014	6,543,401	4,745,769	6,535,912 *	6,535,912
				<u>5,087,856</u>	<u>7,366,241</u>	<u>13,171,409</u>
Public Health Emergency Preparedness	93.074	2007	125,000		*	97,803
Public Health Emergency Preparedness	93.074	2009	363,795	363,795	193,610 *	361,640
Public Health Emergency Preparedness	93.074	2013	388,942		760 *	382,342
Public Health Emergency Preparedness	93.074	2014	121,024	5,010	13,336 *	13,336
Public Health Emergency Preparedness	93.065	2014	315,630		76,658 *	76,658
				<u>368,805</u>	<u>284,364</u>	<u>931,779</u>
Project Grants & Cooperative Agreement for Tuberculosis Control Program	93.116	2014	272,472	211,977	143,083 *	278,166
Project Grants & Cooperative Agreement for Tuberculosis Control Program	93.116	2015	272,472		133,625 *	133,625
				<u>211,977</u>	<u>276,708</u>	<u>411,791</u>
Center for Disease Control & Prevention - Investigations & Technical Assistance	93.282	2014	902,353	673,827	514,198 *	649,281
Center for Disease Control & Prevention - Investigations & Technical Assistance	93.282	2015	825,000		220,145 *	220,145
				<u>673,827</u>	<u>734,343</u>	<u>869,426</u>
Election Assistance to Individuals	93.617	2013	12,849	2,363	*	9,717
Chronic Disease Self-Management Education Programs	93.734	2013	25,000		7,940 *	24,999
Chronic Disease Self-Management Education Programs	93.734	2014	25,000	25,000	13,831 *	13,831
				<u>25,000</u>	<u>21,771</u>	<u>38,830</u>
Centers for Medicare & Medicaid Services	93.775	2014	31,000	12,400	19,000 *	31,000
Centers for Medicare & Medicaid Services	93.775	2015	24,000	19,000	15,988 *	15,988
				<u>31,400</u>	<u>34,988</u>	<u>46,988</u>

COUNTY OF BERGEN

Schedule of Expenditures of Federal Awards

Year ended December 31, 2014

Program	CFDA Number	Grant Period	Award Amount	Cash Received	Expenditures	MEMO
						Cumulative Total Expenditures
HIV Prevention Activities Health Dept. Based	93.940	2013	106,863	20,862	115 *	106,863
HIV Prevention Activities Health Dept. Based	93.940	2014	106,863	55,699	77,186 *	77,186
				<u>76,561</u>	<u>77,301</u>	<u>184,049</u>
Maternal and Child Health Services Block Grant to States	93.994	2013	128,162	(5,025)	3,464 *	119,288
Maternal and Child Health Services Block Grant to States	93.994	2013	5,400	5,025	*	5,025
Maternal and Child Health Services Block Grant to States	93.994	2013	128,162	127,729	69,664 *	127,729
Maternal and Child Health Services Block Grant to States	93.994	2014	136,217	31,251	67,258 *	67,258
				<u>158,980</u>	<u>140,386</u>	<u>319,300</u>
Passed Through the State of New Jersey Department of Human Services						
Child Support Enforcement	93.563	2014	561,959	245,877	187,877 *	245,877
Child Support Enforcement	93.563	2015	561,041		60,000 *	60,000
				<u>245,877</u>	<u>247,877</u>	<u>305,877</u>
Basic Center Grant	93.623	2014	153,929	130,239	119,565 *	130,630
Basic Center Grant	93.623	2015	163,811		7,984 *	7,984
				<u>130,239</u>	<u>127,549</u>	<u>138,614</u>
Affordable Care Act - MIPPA	93.518	2014	40,000	40,000	39,588 *	39,588
Temporary Assistance for Needy Families (WorkFirst NJ Administration)	93.558	2014	114,461	114,454	27,398 *	42,904
Temporary Assistance for Needy Families (WorkFirst NJ Administration)	93.558	2015	114,461		32,049 *	32,049
Temporary Assistance for Needy Families (Social Services for the Homeless)	93.558	2014	71,786	70,891	70,891 *	70,891
Temporary Assistance for Needy Families (Social Services for the Homeless)	93.558	2015	143,571	35,892	57,974 *	57,974
				<u>221,237</u>	<u>188,312</u>	<u>203,818</u>
Passed Through the Bergen One-Stop Career Center						
Temporary Assistance for Needy Families (WorkFirst NJ Administration)	93.558	2013-2014	40,000	40,000	19,866 *	19,866
Temporary Assistance for Needy Families (WorkFirst NJ Administration)	93.558	2014-2015	40,000		20,015 *	20,015
				<u>40,000</u>	<u>39,881</u>	<u>39,881</u>
Passed Through the State of New Jersey Department of Labor and Workforce Development						
United Child Care	93.558	2012	1,562,658		(46,750) *	1,375,340
United Child Care	93.558	2013	114,461		*	113,335
United Child Care	93.558	2014	715,199	402,298	398,729 *	398,729
				<u>402,298</u>	<u>351,979</u>	<u>1,887,404</u>

COUNTY OF BERGEN

Schedule of Expenditures of Federal Awards

Year ended December 31, 2014

Program	CFDA Number	Grant Period	Award Amount	Cash Received	Expenditures	MEMO
						Cumulative Total Expenditures
Passed Through the State of New Jersey Division of Family Development Child Care & Development Block Grant	93.575	2014	1,559,190	<u>1,169,392</u>	<u>1,107,155</u> *	<u>1,468,223</u>
Social Services Block Grant	93.667	2015	7,196,821	5,001,455	6,433,423 *	7,196,821
Social Services Block Grant (Superstorm Sandy Case Management)	93.667	2014	89,951	33,518	33,518 *	89,951
Social Services Block Grant (Superstorm Sandy Case Management)	93.667	2015	79,799	5,009	11,164 *	11,164
Social Services Block Grant (Superstorm Sandy Case Management)	93.667	2015	121,024		34,956 *	34,956
Social Services Block Grant (Social Services for the Homeless)	93.667	2014	51,257	51,257	51,257 *	51,257
Sandy Homeowner/Renter Assistance Program (SHRAP)	93.667	2014	4,600,000	4,254,960	3,754,960 *	3,754,960
Social Services Block Grant (Social Services for the Homeless)	93.667	2015	102,515	25,628	41,396 *	41,396
				<u>9,371,827</u>	<u>10,360,674</u>	<u>11,180,505</u>
Passed Through the State of New Jersey Department of Children and Families Family Violence Prevention and Services	93.671	2010	438,607	5,866	7,390 *	433,542
Family Violence Prevention and Services	93.671	2014	427,857	427,857	422,746 *	422,746
				<u>433,723</u>	<u>430,136</u>	<u>856,288</u>
<u>Total US Department of Health and Human Services</u>				<u>18,691,363</u>	<u>21,829,253</u>	<u>32,103,487</u>
<u>US Department of Homeland Security</u>						
Passed Through the State of New Jersey Department of Law and Public Safety Non-Profit Security Program (UASI)	97.008	2012	131,434	10,308	7,948 *	131,434
Non-Profit Security Program (UASI)	97.008	2014	300,000		*	292,052
Non-Profit Security Program (UASI)	97.008	2014	298,000		*	81,500
Non-Profit Security Program (UASI)	97.008	2014	335,204		*	2,378
Non-Profit Security Program (UASI)	97.008	2015	139,076	3,120	26,880 *	26,880
				<u>13,428</u>	<u>34,828</u>	<u>534,663</u>
Hazard Mitigation Grant	97.039	2014	187,500		187,500 *	187,500

COUNTY OF BERGEN

Schedule of Expenditures of Federal Awards

Year ended December 31, 2014

Program	CFDA Number	Grant Period	Award Amount	Cash Received	Expenditures	MEMO
						Cumulative Total Expenditures
Homeland Security Grant Program	97.067	2012	640,471	229,639	188,889 *	188,889
Homeland Security Grant Program	97.067	2014	640,471	412,393	377,526 *	640,464
Homeland Security Grant Program	97.067	2015	530,288			
Homeland Security Grant Program	97.067	2015	461,500	2,616	2,616 *	2,616
				644,648	569,031	831,969
Emergency Management Performance Grant	97.042	2014	120,000		55,000 *	55,000
Citizens-Community Resilience Innovation Challenge	97.053	2009	2,500		121 *	2,500
State Homeland Security Program	97.073	2012	335,204	335,204	332,826 *	335,204
State Homeland Security Program	97.073	2014	384,664	92,281	92,281 *	92,281
				427,485	425,107	427,485
<u>Total US Department of Homeland Security</u>				1,085,561	1,271,587	2,039,117
<u>Total Federal and State Grant Fund</u>				23,356,622	26,306,540	51,836,429
<u>Capital Fund:</u>						
<u>US Department of Homeland Security</u>						
Passed Through the State of New Jersey Department of Law and Public Safety						
Hazard Mitigation Grant	97.039	2014	3,500,000		100,904 *	100,904
<u>Total Capital Fund</u>					100,904	100,904

COUNTY OF BERGEN
 Schedule of Expenditures of Federal Awards
 Year ended December 31, 2014

Program	CFDA Number	Grant Period	Award Amount	Cash Received	Expenditures	MEMO
						Cumulative Total Expenditures
<u>Trust Funds:</u>						
<u>US Department of Housing and Urban Development</u>						
Community Development Block Grant	14.218	1978	6,747,850		129 *	6,746,814
Community Development Block Grant	14.218	1979	7,563,351		*	7,562,766
Community Development Block Grant	14.218	1987	8,992,265		*	8,991,765
Community Development Block Grant	14.218	1988	8,945,711		*	8,944,105
Community Development Block Grant	14.218	1989	9,179,112		*	9,178,525
Community Development Block Grant	14.218	1992	10,177,000		*	10,173,170
Community Development Block Grant	14.218	1993	10,895,000		*	10,876,828
Community Development Block Grant	14.218	1994	12,271,000		*	12,243,377
Community Development Block Grant	14.218	1995	13,505,000		100,000 *	13,372,430
Community Development Block Grant	14.218	1996	13,406,000		119,440 *	13,346,636
Community Development Block Grant	14.218	1997	13,045,000		*	12,987,443
Community Development Block Grant	14.218	1998	12,833,000		5,892 *	12,777,211
Community Development Block Grant	14.218	1999	12,454,000		*	12,447,497
Community Development Block Grant	14.218	2000	12,532,000		*	12,523,817
Community Development Block Grant	14.218	2001	12,407,000		2,132 *	12,337,086
Community Development Block Grant	14.218	2002	12,945,000		14,091 *	12,942,473
Community Development Block Grant	14.218	2004	12,815,000		7,886 *	12,815,000
Community Development Block Grant	14.218	2005	12,648,000		44,348 *	12,504,772
Community Development Block Grant	14.218	2006	13,529,239		100,000 *	13,242,055
Community Development Block Grant	14.218	2007	12,125,371		81,644 *	11,844,052
Community Development Block Grant	14.218	2008	11,759,103		41,968 *	11,550,276
Community Development Block Grant	14.218	2009	10,435,168		30,845 *	10,435,168
Community Development Block Grant	14.218	2010	11,895,910		546,761 *	11,676,472
Community Development Block Grant	14.218	2011	11,761,289		367,887 *	11,550,295
Community Development Block Grant	14.218	2012	9,878,918		721,649 *	9,878,918
Community Development Block Grant	14.218	2013	7,986,486		2,814,070 *	7,986,486
Community Development Block Grant	14.218	2014	9,088,810		3,521,793 *	4,818,903
Community Development Block Grant	14.218	2015	8,251,431		871,187 *	871,187
					9,391,722	296,625,527
Emergency Shelter	14.231	1980			*	(166)
Emergency Shelter	14.231	1981			*	(968)
Emergency Shelter	14.231	2009	465,217		90 *	465,217
Emergency Shelter	14.231	2011	471,974		*	471,929
Emergency Shelter	14.231	2012	662,070		11,854 *	662,070
Emergency Shelter	14.231	2013	855,489		318,796 *	855,489
Emergency Solutions Grant	14.231	2014	582,638		310,780 *	373,571
Emergency Solutions Grant	14.231	2015	681,655		140,267 *	140,267
					781,787	2,967,409

COUNTY OF BERGEN

Schedule of Expenditures of Federal Awards

Year ended December 31, 2014

Program	CFDA Number	Grant Period	Award Amount	Cash Received	Expenditures	MEMO
						Cumulative Total Expenditures
Home Investment Program	14.239	2004	3,687,894		*	3,587,894
Home Investment Program	14.239	2005	4,056,241		24,640 *	4,049,373
Home Investment Program	14.239	2007	3,777,382		*	3,777,382
Home Investment Program	14.239	2008	3,453,903		*	3,443,681
Home Investment Program	14.239	2009	3,230,832		200 *	3,230,832
Home Investment Program	14.239	2010	3,572,092		215 *	3,572,092
Home Investment Program	14.239	2011	3,545,460		18,326 *	2,863,573
Home Investment Program	14.239	2012	3,137,812		750,942 *	2,987,337
Home Investment Program	14.239	2013	1,918,876		341,831 *	1,851,376
Home Investment Program	14.239	2014	1,862,640		394,803 *	652,066
Home Investment Program	14.239	2015	1,983,429		123,462 *	123,462
					1,654,419	30,139,068
Homelessness Prevention and Rapid Re-Housing Program (ARRA)	14.257	2012	4,333,887		*	4,328,617
<u>Total Trust Funds:</u>					11,827,928	334,060,621
<u>Total Federal Awards:</u>				\$ 23,356,622	38,235,372	385,997,954

Note: This schedule was subject to an audit in accordance with OMB A-133

COUNTY OF BELGEN
 Schedule of Expenditures of State Financial Assistance
 Year ended December 31, 2014

	<u>Grant Number</u>	<u>Grant Period</u>	<u>Award Amount</u>	<u>Cash Received</u>	<u>Budgetary Expenditures</u>	<u>MEMO Cumulative Total Expenditures</u>
<u>Federal and State Grant Fund</u>						
<u>Department of Health and Senior Services</u>						
Implementation of Comprehensive Cancer Control Program	4230-100-434	2012-2013	132,763		(99) *	104,474
Implementation of Comprehensive Cancer Control Program	4230-100-434	2013-2014	130,800	76,912	47,031 *	54,130
Implementation of Comprehensive Cancer Control Program	4230-100-434	2014-2015	130,800		46,264 *	46,264
				<u>76,912</u>	<u>93,196</u>	<u>204,868</u>
Respite Care for the Elderly	4275-491-082	2013	685,480	312,740	76,999 *	615,180
Respite Care for the Elderly	4275-491-082	2014	565,480	518,130	545,088 *	545,088
				<u>830,870</u>	<u>622,087</u>	<u>1,160,268</u>
Worker and Community Right to Know	4230-100-105	2013	21,869	16,402	10,921 *	21,869
Worker and Community Right to Know	4230-100-105	2014	21,869	5,467	10,948 *	10,984
				<u>21,869</u>	<u>21,869</u>	<u>32,853</u>
Community Health Disparity Prevention	MGMT14HDP024	2014	36,000	36,000	31,518 *	31,518
				<u>965,651</u>	<u>768,670</u>	<u>1,429,507</u>
<u>Department of Human Services</u>						
Purchase of Social Services	1610-100-039	2011	66,073			65,256 *
Purchase of Social Services	1610-100-039	2014	66,073	65,256	64,810 *	64,810
				<u>65,256</u>	<u>64,810</u>	<u>130,066</u>
Social Services for the Homeless	7550-100-072	2014	271,275	269,202	269,202 *	269,202
Social Services for the Homeless	7550-100-072	2015	584,940	146,233	236,199 *	236,199
				<u>415,435</u>	<u>505,401</u>	<u>505,401</u>
Community Care	7700-100-029	2014	12,000		6,000 *	6,000

COUNTY OF BERGEN

Schedule of Expenditures of State Financial Assistance

Year ended December 31, 2014

	<u>Grant Number</u>	<u>Grant Period</u>	<u>Award Amount</u>	<u>Cash Received</u>	<u>Budgetary Expenditures</u>	<u>MEMO Cumulative Total Expenditures</u>
Mental Health Law	7700-100-029	2013	246,898	65,237	2,449 *	244,553
Mental Health Law	7700-100-029	2014	246,898		243,473 *	243,473
				<u>65,237</u>	<u>245,922</u>	<u>488,026</u>
Personal Assistance Services	7545-100-005	2013	75,048		*	74,374
Personal Assistance Services	7545-100-005	2013	24,163		*	24,162
Personal Assistance Services	7545-100-005	2013	65,923		*	27,468
Personal Assistance Services	7545-100-005	2014	89,863	89,863	89,251 *	89,251
Personal Assistance Services	7545-100-005	2014	24,163	24,163	23,105 *	23,105
				<u>114,026</u>	<u>112,356</u>	<u>238,360</u>
County Comprehensive Alcohol Program	100-046-4219-024	2014	1,067,076	736,337	969,356 *	969,356
County Comprehensive Alcohol Program	100-046-4219-024	2013	1,110,700	287,705	*	
				<u>1,024,042</u>	<u>969,356</u>	<u>969,356</u>
Spring House for Women	N/A	2014	61,185	14,238	61,185 *	61,185
Spring House for Women	N/A	2013	61,185	16,473	*	
				<u>30,711</u>	<u>61,185</u>	<u>61,185</u>
<u>Total Department of Human Services</u>				<u>1,714,707</u>	<u>1,965,030</u>	<u>2,398,394</u>
<u>Department of Environmental Protection</u>						
County Environment Health Act	4855-100-075	2013	166,700	156,410	4,607 *	166,700
County Environment Health Act	4855-100-075	2014	189,000	112,717	161,000 *	161,000
County Environment Health Act	4855-100-075	2014	75,505		75,505 *	75,505
				<u>269,127</u>	<u>241,112</u>	<u>403,205</u>
Clean Communities	4900-765-005	2011-2012	116,019		*	115,933
Clean Communities	4900-765-005	2012-2013	114,416		37,742 *	114,414
Clean Communities	4900-765-005	2013-2014	133,994		29,389 *	74,454
Clean Communities	4900-765-005	2014-2015	119,061	119,061	50,000 *	50,000
				<u>119,061</u>	<u>117,131</u>	<u>354,801</u>

COUNTY OF BERGEN

Schedule of Expenditures of State Financial Assistance

Year ended December 31, 2014

	<u>Grant Number</u>	<u>Grant Period</u>	<u>Award Amount</u>	<u>Cash Received</u>	<u>Budgetary Expenditures</u>	<u>MEMO Cumulative Total Expenditures</u>
Hazardous Discharge Site Remediation Fund	4800-566-003	2008-2009	175,083		4,664 *	170,920
<u>Total Department of Environmental Protection</u>				388,188	362,907	928,926
<u>Department of Community Affairs</u>						
Recreation for the Handicapped	8050-100-035	2013	30,000		396 *	29,986
Recreation for the Handicapped	8050-100-035	2014	35,000	34,982	41,980 *	41,980
				34,982	42,376	71,966
<u>Total Department of Community Affairs</u>				34,982	42,376	71,966
<u>Department of Law and Public Safety</u>						
County Police Body Armor Replacement	1020-718-001	2012	8,339		*	
County Police Body Armor Replacement	1020-718-001	2013	8,293		*	
County Police Body Armor Replacement	1020-718-001	2014	10,661	10,661	4,469 *	4,469
Sheriff Department Body Armor Replacement	1020-718-001	2014	49,591	49,591	45,591 *	45,591
Prosecutor Body Armor Replacement	1020-718-001	2014	14,771	14,771	1,770 *	1,770
				75,023	51,830	51,830
State Community Partnership	1500-100-007	2012	850,429		*	850,429
State Community Partnership	1500-100-007	2013	850,429	380,315	50,130 *	845,079
State Community Partnership	1500-100-007	2014	817,485	470,627	746,184 *	746,184
				850,942	796,314	2,441,692
Juvenile Detention Alternative Initiative	1500-100-237	2012	125,200		5,805 *	121,738
Juvenile Detention Alternative Initiative	1500-100-237	2013	49,980	27,839	457 *	28,416
Juvenile Detention Alternative Initiative	1500-100-237	2014	12,500	12,500	12,246 *	12,740
Juvenile Detention Alternative Initiative	1500-100-237	2014	60,000	10,291	40,618 *	40,618
Juvenile Detention Alternative Initiative/Visions Program	1500-100-237	2014	168,083	168,083	168,083 *	168,083
				218,713	227,209	371,595
Citizen Corps & Community Emergency Response Team	1200-100-066	2012	2,500		386 *	386
Drunk Driving Enforcement Fund		2012	21,262		*	21,262
Drunk Driving Enforcement Fund		2014	18,156	18,156	*	
				18,156		21,262
<u>Total Department of Law and Public Safety</u>				1,162,834	1,075,739	2,886,765

COUNTY OF BERGEN

Schedule of Expenditures of State Financial Assistance

Year ended December 31, 2014

	<u>Grant Number</u>	<u>Grant Period</u>	<u>Award Amount</u>	<u>Cash Received</u>	<u>Budgetary Expenditures</u>	<u>MEMO Cumulative Total Expenditures</u>
<u>Governor's Council on Alcohol & Drug Abuse</u>						
Municipal Alliance	2000-100-044	2013	805,225	347,028	258,922 *	523,889
Municipal Alliance	2000-100-044	2014	402,613	347,441	341,411 *	341,411
				694,469	600,333	865,300
<u>Total Governor's Council on Alcohol & Drug Abuse</u>				694,469	600,333	865,300
<u>State Agriculture Development</u>						
Right to Farm Activities Grant	2540-100-105	2001-2002	4,516			* 117
<u>Total State Agriculture Development</u>						117
<u>Department of State</u>						
Capital Preservation Grant	2540-100	2006-2009	750,000	327,668	6 *	750,000
Historic Sites Survey Update					2,950	2,950
Historic Preservation	8049-734-001	2011-2016	704,384			*
NJ Historical Commission	2540-100-105	2010-2011	19,875			* 17,450
NJ Historical Commission	2540-100-105	2012-2013	20,714		3,693 *	20,714
NJ Historical Commission	2540-100-105	2013-2014	22,885	11,443	21,985 *	21,985
				11,443	25,678	60,149
Local Arts Program	2530-100-032	2011	91,299		1,624 *	91,299
Local Arts Program	2530-100-032	2012	91,299	13,694		* 90,254
Local Arts Program	2530-100-032	2013	91,299	13,695	20,238 *	90,962
Local Arts Program	2530-100-032	2014	91,299	68,475	68,213 *	68,213
				95,864	90,075	340,728
US Senate Special Election Reimbursement		2013	2,923,457	333,932	333,932 *	2,769,396
Public Archives & Records Infrastructure Support (PARIS)	2545-100-033	2009	800,000		5,073 *	761,358
Public Archives & Records Infrastructure Support (PARIS)	2545-100-033	2009	905,127			* 851,738
					5,073	1,613,096
<u>Total Department of State</u>				768,907	457,714	5,536,319
<u>Office of Information Technology</u>						
Enhanced 911/County 911 Coordinator	2034-100-050	2008	25,000			* 24,870

COUNTY OF BERGEN

Schedule of Expenditures of State Financial Assistance

Year ended December 31, 2014

	<u>Grant Number</u>	<u>Grant Period</u>	<u>Award Amount</u>	<u>Cash Received</u>	<u>Budgetary Expenditures</u>	<u>MEMO Cumulative Total Expenditures</u>
<u>Total Office of Information Technology</u>						24,870
<u>Department of Children and Families</u>						
Youth Incentive Programs	1620-100-013	2013	36,874		*	36,874
Children's Interagency Coordinating Council (CIACC)	14-CBRR	2014	36,874	36,874	36,874	* 36,874
<u>Total Department of Children and Families</u>				36,874	36,874	73,548
<u>Military and Veterans Affairs</u>						
Veterans and Transportation	3610-100-058	2013-2014	26,000	17,336	13,004	* 26,000
Veterans and Transportation	3610-100-058	2014-2015	30,000	14,830	16,996	* 16,996
				32,166	30,000	42,996
<u>Total Military and Veteran Affairs</u>				32,166	30,000	42,996
<u>New Jersey Transit</u>						
Senior Citizen and Disabled Resident Transp. Assistance Program:						
Casino Revenue Fund	491-078-6050-001	2012	1,912,365	51,329	28,422	* 28,421
Casino Revenue Fund	491-078-6050-001	2013	1,865,541	641,994	2,500	* 2,500
Casino Revenue Fund	491-078-6050-001	2014	1,519,000	1,490,611	1,516,500	* 1,516,500
				2,183,934	1,547,422	1,547,421
Bergen County Community College Shuttle (CMAQ)		2014	211,612	177,230	199,798	* 199,798
Bus Rapid Transit Implementation Study		2012	300,000	100,503	63,280	* 63,280
<u>Total New Jersey Transit</u>				2,461,667	1,810,500	1,810,499
<u>Department of Education</u>						
Non-Public Nursing Services	100-034-5120-070	2014	89,611		266	* 266
<u>Total Department of Education</u>					266	266
<u>Other State and Local Agencies</u>						
Venture Program		2009-2010	813,777		97	* 813,777
Venture Program		2010-2011	696,142		10,430	* 10,430
Venture Program		2011-2012	723,498		2,060	* 2,060
Venture Program		2012-2013	622,976		339	* 339

COUNTY OF BERGEN

Schedule of Expenditures of State Financial Assistance

Year ended December 31, 2014

	<u>Grant Number</u>	<u>Grant Period</u>	<u>Award Amount</u>	<u>Cash Received</u>	<u>Budgetary Expenditures</u>	<u>MEMO Cumulative Total Expenditures</u>
Venture Program		2013-2014	635,665	423,805	410,064 *	410,064
Venture Program		2014-2015	647,450	215,817	209,098 *	209,098
				<u>639,622</u>	<u>632,088</u>	<u>1,445,768</u>
Medicaid Peer Grouping		2012	1,900,034		56 *	56
Medicaid Peer Grouping		2013	1,900,034		341,247 *	341,247
Medicaid Peer Grouping		2014	1,900,034	1,900,034	1,692,794 *	1,692,794
				<u>1,900,034</u>	<u>2,034,097</u>	<u>2,034,097</u>
City of New York, Department of Health and Mental Hygiene						
Cities Readiness Initiative Grant		2006-2007			5,158 *	5,158
Cities Readiness Initiative Grant		2007-2008	125,000		974 *	974
					<u>6,132</u>	<u>6,132</u>
Bergen County Special Services						
Youth Complex Education Program		2013-2014	125,000	125,000	90,788 *	90,788
National Association of County and City Health Officials (NACCHO)						
Devel. Capacity to Deliver Chronic Disease Self-Management Program		2013	11,000		10,160 *	10,160
The IOLTA Fund of the Bar of New Jersey						
IOLTA Fund Grant		2013	21,280	5,320	*	5,320
IOLTA Fund Grant		2014	18,100	9,050	18,100 *	18,100
				<u>14,370</u>	<u>18,100</u>	<u>23,420</u>
Henry H. Kessler Foundation, Inc.						
Henry Kessler Grant for Post Stroke and Disabled Adult Support Group	22-1496-SIGF-FY2014	2014	10,000	10,000	3,557 *	3,557
<u>Total Other State and Local Agencies</u>				<u>2,689,026</u>	<u>2,794,922</u>	<u>3,613,922</u>
<u>Total Federal and State Grant Fund:</u>				<u>10,949,471</u>	<u>9,945,331</u>	<u>19,683,395</u>

-200-

COUNTY OF BERGEN

Schedule of Expenditures of State Financial Assistance

Year ended December 31, 2014

	<u>Grant Number</u>	<u>Grant Period</u>	<u>Award Amount</u>	<u>Cash Received</u>	<u>Budgetary Expenditures</u>	<u>MEMO Cumulative Total Expenditures</u>
<u>Capital Fund</u>						
<u>Department of Transportation</u>						
State Aid Highway Projects	6320-480-Variou s	2002-2003	7,181,000		*	7,012,831
State Aid Highway Projects	6320-480-Variou s	2003-2004	7,366,500		1,049,945 *	4,694,798
State Aid Highway Projects	6320-480-Variou s	2008-2009	8,145,000		*	7,758,379
State Aid Highway Projects	6320-480-Variou s	2009-2010	8,145,000		*	5,332,260
State Aid Highway Projects	6320-480-Variou s	2010-2011	8,103,000		*	5,586,418
State Aid Highway Projects	6320-480-Variou s	2010-2011	8,103,000		4,710,608 *	7,393,938
State Aid Highway Projects	6320-480-Variou s	2010-2011	10,225,000		63,135 *	7,859,369
State Aid Highway Projects	6320-480-Variou s	2012-2013	8,103,000		4,492,049 *	4,934,519
State Aid Highway Projects	6320-480-Variou s	2013-2014	8,051,900		2,318,735 *	2,318,735
State Aid Highway Projects	6320-480-Variou s	2014-2015	6,605,000		*	
					12,634,472	52,891,247
Local Bridge Bond 1999	6220-572-002	2000	9,208,500		*	8,732,321
Local Bridge Bond 2014	6220-572-002	2014	1,000,000		*	
						8,732,321
<u>Total Department of Transportation</u>						
					12,634,472	61,623,568
<u>Total Capital Fund:</u>						
					12,634,472	61,623,568
<u>Total State and Other Local Awards:</u>						
				10,949,471	22,579,803	81,306,963

Note: This schedule was subject to an audit in accordance with N.J. OMB 04-04

COUNTY OF BERGEN
NOTES TO THE SCHEDULES OF EXPENDITURES
OF FEDERAL AND STATE AWARDS
FOR THE YEAR ENDED DECEMBER 31, 2014

NOTE 1. GENERAL

The accompanying schedules of expenditures of awards present the activity of all federal and state financial assistance programs of the County of Bergen. The County is defined in Note 1 to the County's financial statements. All federal financial assistance received directly from federal agencies, as well as federal financial assistance passed through other government agencies is included on the schedule of expenditures of awards.

NOTE 2. BASIS OF ACCOUNTING

The accompanying schedules of expenditures of awards are presented using the budgetary basis of accounting. This basis of accounting is described in Note 1 to the County's financial statements.

NOTE 3. RELATIONSHIP TO FINANCIAL STATEMENTS

Amounts reported in the accompanying schedules agree with amounts reported in the County's financial statements. Financial assistance awards are reported in the County's financial statements on a basis of accounting described above as follows:

	<u>Federal</u>	<u>State</u>	<u>Total</u>
Current Fund	\$26,306,540	\$9,945,331	\$36,251,871
Trust Fund	11,827,928		11,827,928
General Capital Fund	<u>100,904</u>	<u>12,634,472</u>	<u>12,735,376</u>
	<u>\$38,235,372</u>	<u>\$22,579,803</u>	<u>\$60,815,175</u>

NOTE 4. RELATIONSHIP TO FEDERAL AND STATE FINANCIAL REPORTS

The regulations and guidelines governing the preparation of federal financial reports vary by federal agency and among programs administered by the same agency. Accordingly, the amount reported in the federal financial reports do not necessarily agree with the amounts reported in the accompanying Schedule which is prepared on the cash basis.

NOTE 5. SUBRECIPIENT PROGRAMS

Certain Federal programs have various subrecipients but obtaining those amounts is not practical.

**COUNTY OF BERGEN
SCHEDULE OF FINDINGS AND QUESTIONED COSTS
FOR THE YEAR ENDED DECEMBER 31, 2014**

Section I - Summary of Auditor's Results

Financial Statements

Type of auditor's report issued: Adverse GAAP/modified regulatory

Internal control over financial reporting:

1. Material weakness(es) identified? _____ yes X no
2. Were significant deficiencies identified that are not considered to be material weaknesses? _____ yes X no

Noncompliance material to general-purpose financial statements noted? _____ yes X no

Federal Awards Section

Dollar threshold used to determine type A programs: \$1,132,232

Auditee qualified as low-risk auditee? _____ yes X no

Type of auditors' report on compliance for major programs: unmodified

Internal Control over compliance:

1. Material weakness(es) identified? _____ yes X no
2. Were significant deficiencies identified that were not considered to be material weaknesses? _____ yes X no

Any audit findings disclosed that are required to be reported in accordance with OMB Circular A-133 (section 510(a)) _____ yes X no

Identification of major programs:

<u>CFDA Number(s)</u>	<u>Name of Federal Program or Cluster</u>
14.218 (A)	Community Development Block Grant
14.239 (A)	HOME Investment
84.181 (A)	Special Education - Grants for Infants and Families
93.044 (A)	Area Plan on Aging - Title III
93.595 (A)	Child Care and Development
93.667 (A)	Social Services for the Homeless

Note: (A) - Tested as Major Type A Program.
(B) - Tested as Major Type B Program.

COUNTY OF BERGEN
 SCHEDULE OF FINDINGS AND QUESTIONED COSTS
 FOR THE YEAR ENDED DECEMBER 31, 2014
 (continued)

Section I - Summary of Auditor's Results
 (continued)

State Awards Section

Dollar threshold used to determine type A programs: \$ 594,839

Auditee qualified as low-risk auditee? _____ yes X no

Type of auditors' report on compliance for major programs: unmodified

Internal Control over compliance:

1. Material weakness(es) identified? _____ yes X no

2. Were significant deficiencies identified that were not considered to be material weaknesses? X yes _____ no

Any audit findings disclosed that are required to be reported in accordance with N.J. OMB Circular 04-04, as amended? X yes _____ no

Identification of major programs:

<u>GMIS Number(s)</u>	<u>Name of State Program</u>
6320-480-Various (A)	State Aid Highway Projects
2000-100-044 (A)	Municipal Alliance
100-046-4219-024 (A)	County Comprehensive Alcohol Program
1500-100-007 (A)	State Community Partnership
491-078-6050-001 (A)	Casino Revenue Fund
4275-491-082 (A)	Respite Care for the Elderly

Note: (A) - Tested as Major Type A Program.
 (B) - Tested as Major Type B Program.

COUNTY OF BERGEN
SCHEDULE OF FINDINGS AND QUESTIONED COSTS
FOR THE YEAR ENDED DECEMBER 31, 2014
(continued)

Section II - Schedule of Financial Statement Findings

This section identifies the significant deficiencies, material weaknesses and instances of noncompliance related to the basic financial statements that are required to be reported in accordance with Chapter 5.18 of General Auditing Standards.

Section III - Federal Awards and State Financial Assistance Findings and Questioned Costs

This section identifies the reportable conditions, material weaknesses, and instances of noncompliance including questioned costs, related to the audit of major federal and state programs, as required by OMB Circular A-133 and New Jersey OMB's Circular 04-04, as amended.

FEDERAL AWARDS

None

STATE AWARDS

See Attached

COUNTY OF BERGEN
SCHEDULE OF FINDINGS AND QUESTIONED COSTS
FOR THE YEAR ENDED DECEMBER 31, 2014
(continued)

Section III – Federal Awards and State Financial Assistance Findings and Questioned Costs

STATE AWARDS

Finding 2014-001

Information on the federal program:

Municipal Alliance, Grant #2000-100-044

Criteria or specific requirement:

Monitoring compliance requires site visits at the sub-recipients to review financial and programmatic records and observation of operations.

Condition:

The County's process in place to perform on-site fiscal and programmatic monitoring of their sub-recipients is not operating as designed.

Questioned costs:

None.

Context:

The County does not perform a sufficient amount of the required on-site fiscal and programmatic monitoring procedures over their sub-recipients.

Effect:

Failure to perform fiscal and programmatic monitoring results in non-compliance with the specific program requirements in accordance with N.J. OMB 04-04.

Cause:

The County does not have a system in place to ensure proper monitoring of their sub-recipients.

Recommendation:

A process be developed and implemented to ensure proper documentation is collected and on-site fiscal and programmatic monitoring procedures are performed.

Management's response:

Procedures are to be implemented to ensure proper on-site fiscal and programmatic monitoring will take place in the future.

COUNTY OF BERGEN
SCHEDULE OF FINDINGS AND QUESTIONED COSTS
FOR THE YEAR ENDED DECEMBER 31, 2014
(continued)

This section identifies the status of prior-year findings related to the general purpose financial statements and federal and state awards that are required to be reported in accordance with Chapter 6.12 of *Government Auditing Standards*, U.S. OMB Circular A-133 (section .315(a)(b)) and New Jersey OMB's Circular 04-04, as amended.

STATUS OF PRIOR YEAR FINDINGS

FEDERAL AWARDS

Finding 2013-001

Information on the federal program:

Social Services Block Grant, CFDA #93.667

Condition:

The salaries allocated to the grant are based on estimates used during the budgeting process and are not verified. The grantee does not require employees to complete time and effort reports.

Recommendation:

The grantee should maintain time and effort records, semi-annual certification forms (employee works on one cost objective) or personnel activity reports (employee works on multiple cost objectives) which should be reviewed and approved by a supervisory official who has direct oversight of the employee and is able to observe whether the time allocation is a reasonable approximation to the actual activity performed.

Current Status:

Corrective action has been taken.

Finding 2013-002

Information on the federal program:

Temporary Assistance for Needy Families, CFDA #93.558

Condition:

The salaries allocated to the grant are based on estimates used during the budgeting process and are not verified.

Recommendation:

The grantee should verify all salaries allocated to the grant.

Current Status:

Corrective action has been taken.

COUNTY OF BERGEN
SCHEDULE OF FINDINGS AND QUESTIONED COSTS
FOR THE YEAR ENDED DECEMBER 31, 2014
(continued)

FEDERAL AWARDS

Finding 2013-003

Information on the federal program:

Temporary Assistance for Needy Families, CFDA #93.558

Condition:

The fourth quarter report was not reconciled to the supporting accounting records.

Recommendation:

The grantee should document its reconciliation of all reports filed with the supporting account records.

Current Status:

Corrective action has been taken.

Finding 2013-004

Information on the federal program:

Project Grants and Cooperative Agreements for Tuberculosis Control Program, CFDA #93.116

Condition:

One out of four financial reports were not filed by the 30th day following the end of the period.

Recommendation:

The grantee should take steps to ensure that all reports are accurately completed and filed on time.

Current Status:

Corrective action has been taken.

COUNTY OF BERGEN
SCHEDULE OF FINDINGS AND QUESTIONED COSTS
FOR THE YEAR ENDED DECEMBER 31, 2014
(continued)

STATE AWARDS

Finding 2013-001

Information on the state program:

County Environmental Health Act, #4800-150-993130-60

Condition:

Two out of four financial reports were not filed by the 30th day following the end of the period.

Recommendation:

The grantee should take steps to ensure that all reports are accurately completed and filed on time.

Current Status:

Corrective action has been taken.

Finding 2013-002

Information on the state program:

Capital Preservation Grant, #2540-100-105

Condition:

One report was not available for review and one was filed late.

Recommendation:

The grantee should take steps to ensure that all reports are accurately completed and filed on time.

Current Status:

Corrective action has been taken.

COUNTY OF BERGEN
SCHEDULE OF FINDINGS AND QUESTIONED COSTS
FOR THE YEAR ENDED DECEMBER 31, 2014
(continued)

STATE AWARDS

Finding 2013-003

Information on the state program:

Personal Assistance Service Program, #7545-100-005

Condition:

The first quarter through third quarter reports for Bergen and Hudson County and the third quarter for Camden County were not filed within the 30th day following the end of the quarter.

Recommendation:

The grantee should file all reports with the awarding agency by the required date.

Current Status:

Corrective action has been taken.

Finding 2013-004

Information on the state program:

Personal Assistance Service Program, #7545-100-005

Condition:

The grantee did not allocate the salaries of the employees working on the grant in accordance to the percentages provided in the budget or supported by time and effort reporting.

Recommendation:

The grantee should implement a time and effort reporting system to document the salaries allocated to the grant.

Current Status:

Corrective action has been taken.

COUNTY OF BERGEN
SCHEDULE OF FINDINGS AND QUESTIONED COSTS
FOR THE YEAR ENDED DECEMBER 31, 2014
(continued)

STATE AWARDS

Finding 2013-005

Information on the state program:

Respite Care for the Elderly, #4275-491-082

Condition:

The salaries allocated to the grant are based on estimates used during the budgeting process and are not verified.

Recommendation:

The grantee should determine all salaries allocated to the grant by documenting time and effort.

Current Status:

Corrective action has been taken.

Finding 2013-006

Information on the state program:

Respite Care for the Elderly, #4275-491-082

Condition:

The grantee should only charge to the appropriate line items to the extent that there is money available.

Recommendation:

The grantee should only charge to the appropriate line items to the extent that there is money available.

Current Status:

Corrective action has been taken.

COUNTY OF BERGEN
SCHEDULE OF FINDINGS AND QUESTIONED COSTS
FOR THE YEAR ENDED DECEMBER 31, 2014
(continued)

STATE AWARDS

Finding 2013-007

Information on the state program:

Respite Care for the Elderly, #4275-491-082

Condition:

The fourth quarter report was not reconciled to the supporting accounting records.

Recommendation:

The grantee should document its reconciliation of all reports filed with the supporting account records.

Current Status:

Corrective action has been taken.

COUNTY OF BERGEN
GENERAL COMMENTS AND RECOMMENDATIONS
FOR THE YEAR ENDED DECEMBER 31, 2014

GENERAL COMMENTS

Contracts and Agreements

N.J.S.A. 40A:11-3 states:

- a. When the cost or price of any contract awarded by the contracting agent in the aggregate does not exceed in a contract year the total sum of \$17,500, the contract may be awarded by a purchasing agent when so authorized by ordinance or resolution, as appropriate to the contracting unit, of the governing body of the contracting unit without public advertising for bids, except that the governing body of any contracting unit may adopt an ordinance or resolution to set a lower threshold for the receipt of public bids or the solicitation of competitive quotations. If the purchasing agent is qualified pursuant to subsection b. of section 9 of P.L. 1971, c.198 (C.40A:11-9), the governing body of the contracting unit may establish that the bid threshold may be up to 25,000. Such authorization may be granted for each contract or by a general delegation of the power to negotiate and award such contracts pursuant to this section.
- b. Any contract made pursuant to this section may be awarded for a period of 24 consecutive months, except that contracts for professional services pursuant to subparagraph (I) of paragraph (a) of subsection (1) of section 5 of P.L. 1971, c.198 (C.40A:11-5) may be awarded for a period not exceeding 12 consecutive months. The Division of Local Government Services shall adopt and promulgate rules and regulations concerning the methods of accounting for all contracts that do not coincide with the contracting unit's fiscal year.
- c. The Governor, in consultation with the Department of the Treasury, shall no later than March 1 of every fifth year beginning in the fifth year after the year in which P.L. 1999, c.440 takes effect, adjust the threshold amount and the higher threshold amount which the governing body is permitted to establish, as set forth in subsection a. of this section, or the threshold amount resulting from any adjustment under this subsection, in direct proportion to the rise or fall of the index rate as that term is defined in section 2 of P.L. 1971, c.198(C.40A:11-2), and shall round the adjustment to the nearest \$1,000. The Governor shall, no later than June 1 of every fifth year, notify each governing body of the adjustment. The adjustment shall become effective on July 1 of the year in which it is made.

N.J.S.A. 40A:11-4 states:

- a. Every contract awarded by the contracting agent for the provision or performance of any goods or services, the cost of which in the aggregate exceeds the bid threshold, shall be awarded only by resolution of the governing body of the contracting unit to the lowest responsible bidder after public advertising for bids and bidding therefor, except as is provided otherwise in this act or specifically by any other law. The governing body of a contracting unit may, by resolution approved by a majority of the governing body and subject to subsections b. and c. of this section, disqualify a bidder who would otherwise be determined to be the lowest responsible bidder, if the governing body finds that it has had prior negative experience with the bidder.

COUNTY OF BERGEN
GENERAL COMMENTS AND RECOMMENDATIONS
FOR THE YEAR ENDED DECEMBER 31, 2014
(continued)

Effective July 1, 2010 and thereafter, the bid thresholds in accordance with N.J.S.A. 40A:11-3 (as amended) is \$17,500 and \$36,000 if there is a certified purchasing agent.

The governing body of the County has the responsibility of determining whether the expenditures in any category will exceed the bid threshold within the fiscal year. Where question arises as to whether any contract or agreement might result in violation of the statute, the County Counsel's opinion should be sought before a commitment is made.

The minutes indicate that bids were requested by public advertising for the following items:

- Sanitation Services for all County of Bergen Buildings and Parks
- County Wide Guide Rail Maintenance & Repair Program
- Leibert Air Conditioning System Maintenance
- Disposable, Non-Toxic Latex Exam Gloves
- Provide Catalog for Provision of Playground Equipment and Supplies
- Operation of Snack Bar Concessions at Darlington Golf Course
- Keyscan Access Security System
- Provide and Install Door Locks and Hardware
- U.S. Flags
- Sharp Aquos Interactive Display Boards
- High Security Credentialing and Accountability System and Supplies
- Video Security DSX Access Control and Emergency Telephone System Maintenance
- Elevator Maintenance and Emergency Services for Jail and Criminal ID Building
- Snow Plowing Services
- Web Based Electronics Data Management System
- Provide and Deliver Various Frozen Rodent, Mealworms and Specialty Diets
- Pump and Meter Repair Catalog
- Automatic Temperature Control Services for Jail and Criminal ID Building
- Dead Tree Removal
- Solid Waste Disposal Service
- Provide and Deliver Rock Salt
- Operation of Snack Bar Concessions at Rockleigh Golf Course
- Automatic Fuel Management Systems, Pumps and Tanks
- Mechanical Weed Harvesting and Hydro Racking
- Management of Justice Center Parking Facility
- Biological and/or Chemical Analysis Samples
- Floating Dock and Kayak Launching System
- Bulk Propane
- HVAC Maintenance and Emergency Service
- Maintenance Service and Monitoring of Burglar, Fire and Smoke Alarms
- Maintenance and Testing of Sprinkler Systems

COUNTY OF BERGEN
GENERAL COMMENTS AND RECOMMENDATIONS
FOR THE YEAR ENDED DECEMBER 31, 2014
(continued)

Commercial Grounds Maintenance Equipment and Accessories
Replacement Fencing
Interstate Prisoner Transport and Extradition Services
Crime Scene Equipment and Supplies
Maintenance and Emergency Service for Generators
Condensing Units and Climate Charger at Darlington Golf Course Clubhouse
HVAC Maintenance and Repair at Health Care Center
Housekeeping Services at Health Care Center
Larvicide Application
Emergency Electrical Services
Toro Central Control System Support
HVAC Maintenance and Emergency Services for Jail Annex and ID Building
HVAC Maintenance and Emergency Services for Bergen Youth Complex
Correctional Food Service Equipment
Motor Oil, Antifreeze and Grease
Veterinary Medical Equipment
Rotadairon Soil Renovating Machine
Plumbing Services for All Park Locations
County Wide Concrete and Paving Testing
Laboratory Testing for Underground and Above Ground Storage Tanks
Bituminous Concrete, Sand and Stone and Deliver Catch Basin Blocks
Ground Penetrating Radar Device
Roof Repair and Maintenance on County Owned Buildings
Replacement of Irrigation Main at Overpeck Golf Course
Translation and Interpretation Services
Janitorial Services for Criminal ID Building
Correctional Food Service Equipment with Installed Security Options
Interim Housekeeping Management Services
Substance Abuse Testing Devices and Laboratory Screening Services
Veterinary, Pharmaceuticals and Medical/Surgical Catalog
Inspection, Maintenance, Repair and Replacement of Portable Fire Extinguishers
Gasoline, Diesel Fuel and Fuel Oil
Auctioneer Services
Installation of Floating Crew Boat Docking System at Overpeck County Park
Glen Rock Pond Improvements
Provide and Install Walk-In Indoor Freezer and Refrigerator
Removal and Sanitary Disposal of Animal Carcasses
Chemical Control of Aquatic Weeds
Automated Golf Tee Time Reservation/Scheduling System
Hot Extruded and Spray Thermoplastic Traffic Markings
Traffic Signal Maintenance and Emergency Repairs

COUNTY OF BERGEN
GENERAL COMMENTS AND RECOMMENDATIONS
FOR THE YEAR ENDED DECEMBER 31, 2014
(continued)

Resolutions were adopted authorizing the awarding of contracts and agreements for "Professional Services" N.J.S. 40A:11-5.

Inasmuch as the system of records did not provide for an accumulation of payments for categories for the performance of any work or the furnishing or hiring of any material or supplies, the results of such an accumulation could not reasonably be ascertained. Disbursements were reviewed, however, to determine whether any clear cut violation existed. No violations were disclosed.

Our examination of expenditures did not reveal any individual payments, contracts or agreements in excess of the statutory threshold "for the performance of any work or the furnishing or hiring of any materials or supplies," other than those where bids had been previously sought by public advertisement or where a resolution had been previously adopted under the provisions of N.J.S. 40A:11-6.

**COUNTY OF BERGEN
COMMENTS AND RECOMMENDATIONS
FOR THE YEAR ENDED DECEMBER 31, 2014**

COMMENTS

Purchasing

1. There were instances where capital expenditures are being charged to the incorrect ordinances.
2. There were instances where the incorrect budget year and or budget account was charged as required by the Division of Local Government Services, Requirements of Audit for Expenditures and Disbursements..
3. There were instance where vendors receiving payments in excess of IRS thresholds were not issued required Form 1099's.
4. There are purchase orders included in the accounts payable and contracts payable balances for items that are no longer valid.
5. Goods and services are being ordered prior to the execution of a purchase order in violation of Technical Accounting Directive #1.
6. There were instances where supporting documentation for purchases made was not provided at the time of audit.

Finance/Treasurer

1. There are book balance reconciling items which were not posted to the general ledger in the following accounts:
 - a. Payroll Account – Bank #92
 - b. Prosecutor's Asset Maintenance Account – Bank #57a
 - c. Prosecutor's Seized Asset Trust Account – Bank #55
 - d. County Law Enforcement Trust Account – Bank #56B
2. The following bank reconciliations include outstanding checks greater than 180 days as reconciling items:
 - a. Payroll Account – Bank #92
 - b. Prosecutor's Seized Asset Trust Account – Bank #55
3. Expenditures from the General Capital Fund for the construction of the Pascaek Valley Tennis Courts at Wood Dale County Park were made without an approved ordinance.
4. Not all receipts collected by the Finance Department are date stamped when received which makes determination of compliance with N.J.S.A. 40A:5-15 impossible.

COUNTY OF BERGEN
COMMENTS AND RECOMMENDATIONS
FOR THE YEAR ENDED DECEMBER 31, 2014
(continued)

Payroll

1. There were instances where authorized overtime records were not available for audit.

Board of Taxation

1. The Tax Board is not remitting fees collected for Petitions for Tax Appeals to the County Treasurer on a monthly basis.
2. Deposits are not always made within 48 hours of receipt as required by N.J.S.A. 40A:5-15.
3. The Board of Taxation is not being reconciled on a monthly basis as required by the NJSA 40:5-5.

Department of Public Works

1. Daily receipts do not always agree to system generated receipt reports.
2. Tickets issued are not reconciled to tickets collected.
3. Monthly bank reconciliations are not being prepared.
4. Unable to determine if fees collected were approved by Board of Chosen Freeholder resolution.
5. Receipts collected are not being turned over to the County on a monthly basis.
6. A monthly cash book that summarizes collections is not being maintained.
7. January through April 2014 receipts and deposit slips were not available for review at time of audit.

Office of the County Clerk

1. The General Account for Transfer Tax – Registry Division contains long outstanding checks that should be voided.
2. Amounts being disbursed exceed available balance in the following accounts:
 - a. General Account for Transfer Tax – Registry Division
 - b. Passport Clearing Account – Counter Division

Police Department

1. The Police Department is not remitting the fees collected to the Treasurer on a monthly basis due to not having updated the signatory on the checking account.

Health Care Center

1. All receipts and disbursements are not being posted to the accounting system.
2. A general ledger is not being maintained by the Health Care Center.

COUNTY OF BERGEN
COMMENTS AND RECOMMENDATIONS
FOR THE YEAR ENDED DECEMBER 31, 2014
(continued)

RECOMMENDATIONS

Purchasing

1. That more care be taken to ensure capital expenditures are properly charged against allowable ordinances.
2. That more care be taken to ensure all items are charged to the correct budget year.
3. That all eligible vendors receive a Form 1099 as required by IRS Rev. Rul. 2003-66.
4. That the listing of accounts payable and contracts be reviewed and items no longer applicable; be cancelled.
5. That all goods/services be encumbered prior to being ordered in accordance with Technical Accounting Directive #1.
6. That all supporting documentation for purchases be maintained and made available at the time of audit.

Finance/Treasurer

1. That all items included as book balance reconciling items be reviewed and properly booked.
2. That all stale dated outstanding checks be reviewed and voided as appropriate.
3. That all expenditures made from the General Capital Fund be included in adopted ordinances. Expenditures for projects for which the County will be reimbursed should be accounted for elsewhere.
4. That all receipts collected by the Finance Department be date stamped and deposits made within 48 hours of receipt.

Payroll

1. That a standardized retention and authorization policy be implemented for records supporting overtime payroll.

Board of Taxation

1. That fee's collected for Petitions for Tax Appeals be remitted to the County Treasurer on a monthly basis.
2. Deposits should be made within 48 hours of receipt as required by N.J.S.A. 40A:5-15.
3. The necessary steps are taken to reconcile the Tax Board on a monthly basis.

COUNTY OF BERGEN
COMMENTS AND RECOMMENDATIONS
FOR THE YEAR ENDED DECEMBER 31, 2014
(continued)

Department of Public Works

1. Daily Receipts should be reconciled by upper management
2. Tickets issued should be reconciled to the tickets collected
3. Monthly bank reconciliations should be prepared and approved by manager
4. An Ordinance should be obtained and tied out to the minutes.
5. Receipts should be turned over the county within 48 hours.
6. A Journal should be created recording all cash flows throughout the year.
7. All requested information be available at the time of audit.

Office of the County Clerk

1. That stale dated outstanding checks be reviewed and cancelled if necessary.
2. That more care be taken to ensure sufficient funds are maintained in the accounts to cover reconciling items.

Police Department

1. That the Police Department obtain the proper signatory on the checking account so fees collected can be turned over to the Treasurer.

Health Care Center

1. That all transactions be entered into the accounting system.
2. That the Center maintain a general ledger or similar type record in order to review and verify balances for proper disposition and reconciliation to applicable subsidiary reports.

COUNTY OF BERGEN
GENERAL COMMENTS AND RECOMMENDATIONS
FOR THE YEAR ENDED DECEMBER 31, 2014
(continued)


STATUS OF PRIOR YEAR AUDIT FINDINGS/RECOMMENDATIONS

A review was performed on all prior year recommendations. Corrective action was taken on all prior year recommendations with the exception of those recommendations denoted with an asterisk (*).

The problems and weaknesses noted in our audit were not of such magnitude that they would affect our ability to express an opinion on the financial statements taken as a whole.

Should any questions arise as to our comments or recommendations, or should you desire assistance in implementing our recommendations, please do not hesitate to call us.

Very truly yours,



Steven D. Wielkötz, C.P.A.
Registered Municipal Accountant
No. CR00413



FERRAIOLI, WIELKOTZ, CERULLO & CUVA, P.A.
Certified Public Accountants
Pompton Lakes, New Jersey

May 12, 2015